



Connectors > Audio & Video Connectors > SATA & Micro SATA



SATA Connector Type: **SATA**

Connector & Housing Type: **Receptacle**

Connector System: **Cable-to-Board**

Number of Positions: **13**

Contact Configuration: **6P + 7P**

Features

Product Type Features

SATA Connector Type	SATA
Connector & Housing Type	Receptacle
Connector System	Cable-to-Board
Connector & Contact Terminates To	Printed Circuit Board

Configuration Features

Number of Positions	13
PCB Mount Orientation	Vertical
Number of Rows	1
Number of Ports	2

Body Features

Connector Profile	Slimline
-------------------	----------

Contact Features

Contact Mating Area Plating Material	Gold (Au)
Contact Base Material	Copper Alloy
PCB Contact Termination Area Plating Material	Tin



Contact Mating Area Plating Material Thickness	.76 µm[30 µin]
Contact Configuration	6P + 7P
Contact Current Rating (Max)	1.5 A

Termination Features

Termination Method to PCB	Surface Mount
---------------------------	---------------

Mechanical Attachment

PCB Mount Retention Feature Length	3.2 mm[.126 in]
PCB Mount Retention Type	Solder Peg
Mating Alignment Type	Polarization
PCB Mount Retention	With
PCB Mount Location	Top
Connector Mounting Type	Board Mount

Housing Features

Housing Material	High Temperature Thermoplastic
Housing Color	Black
Centerline (Pitch)	1 mm, 1.27 mm[.039 in][.05 in]

Dimensions

PCB Thickness (Recommended)	1.2 mm[.048 in]
Profile Height from PCB	6.5 mm[.255 in]

Usage Conditions

Operating Temperature Range	-40 – 85 °C[-40 – 185 °F]
-----------------------------	---------------------------

Operation/Application

Circuit Application	Power & Signal
---------------------	----------------

Industry Standards

UL Flammability Rating	UL 94V-0
------------------------	----------

Packaging Features

Packaging Method	Tape & Reel
Packaging Quantity	500

Product Compliance

[For compliance documentation, visit the product page on TE.com>](#)

EU RoHS Directive 2011/65/EU	Compliant
------------------------------	-----------



EU ELV Directive 2000/53/EC	Compliant
China RoHS 2 Directive MIIT Order No 32, 2016	No Restricted Materials Above Threshold
EU REACH Regulation (EC) No. 1907/2006	Current ECHA Candidate List: JAN 2025 (247) Candidate List Declared Against: JAN 2025 (247) Does not contain REACH SVHC
Halogen Content	Low Halogen - Br, Cl, F, I < 900 ppm per homogenous material. Also BFR/CFR/PVC Free
Solder Process Capability	Reflow solder capable to 260°C

Product Compliance Disclaimer

This information is provided based on reasonable inquiry of our suppliers and represents our current actual knowledge based on the information they provided. This information is subject to change. The part numbers that TE has identified as EU RoHS compliant have a maximum concentration of 0.1% by weight in homogenous materials for lead, hexavalent chromium, mercury, PBB, PBDE, DBP, BBP, DEHP, DIBP, and 0.01% for cadmium, or qualify for an exemption to these limits as defined in the Annexes of Directive 2011/65/EU (RoHS2). Finished electrical and electronic equipment products will be CE marked as required by Directive 2011/65/EU. Components may not be CE marked. Additionally, the part numbers that TE has identified as EU ELV compliant have a maximum concentration of 0.1% by weight in homogenous materials for lead, hexavalent chromium, and mercury, and 0.01% for cadmium, or qualify for an exemption to these limits as defined in the Annexes of Directive 2000/53/EC (ELV). Regarding the REACH Regulation, the information TE provides on SVHC in articles for this part number is based on the latest European Chemicals Agency (ECHA) 'Guidance on requirements for substances in articles' posted at this URL: <https://echa.europa.eu/guidance-documents/guidance-on-reach>

Compatible Parts

TE Part # 1735471-3
Assembly Slimline SATA Plug 7P+6P

Customers Also Bought







TE Part #YDTS26W21-41PNV001
PLUG ASSY

TE Part #2170744-4
CAGE ASSEMBLY, 1X4, QSFP28, SPRING

TE Part #2369833-3
RECEPT ASSY, RA, 168 POS, SLIVER 2.0

TE Part #6450883-1
MBXLE R/A RCPT 4P



 <p>TE Part #2334569-3 MBPULS,VERT, REC, PF, 14P</p>	 <p>TE Part #2379420-1 SOCKET E1 TFLM KIT W/O COVER</p>	 <p>TE Part #8-2355627-4 DDR5 DIMM SMT_black hsg&natural latch</p>	 <p>TE Part #8-2355642-4 DDR5 NORMAL BLUE HSG & NATURAL LATCH</p>
 <p>TE Part #2334549-4 MBPULS,RA,HEADER, PF, 14P</p>	 <p>TE Part #2-2340326-1 ASSY STRADDLE MOUNT 84P 093 SLIVER 2.0</p>		

Documents

Product Drawings

Slimline SATA Receptacle, Vertical, SMT

English

CAD Files

Customer View Model

ENG_CVM_CVM_1735539-3_B.2d_dxf.zip

English

3D PDF

3D

Customer View Model

ENG_CVM_CVM_1735539-3_B.3d_igs.zip

English

Customer View Model

ENG_CVM_CVM_1735539-3_B.3d_stp.zip

English

By downloading the CAD file I accept and agree to the [Terms and Conditions](#) of use.

Product Specifications

Product Specification

English

Product Specification

English

Agency Approvals

UL Report

English

1735539-3

SATA, Receptacle, Cable-to-Board, 13 Position, 6P + 7P, Slimline Profile, Vertical, Surface Mount, 1 Row, 2 Port, Top

