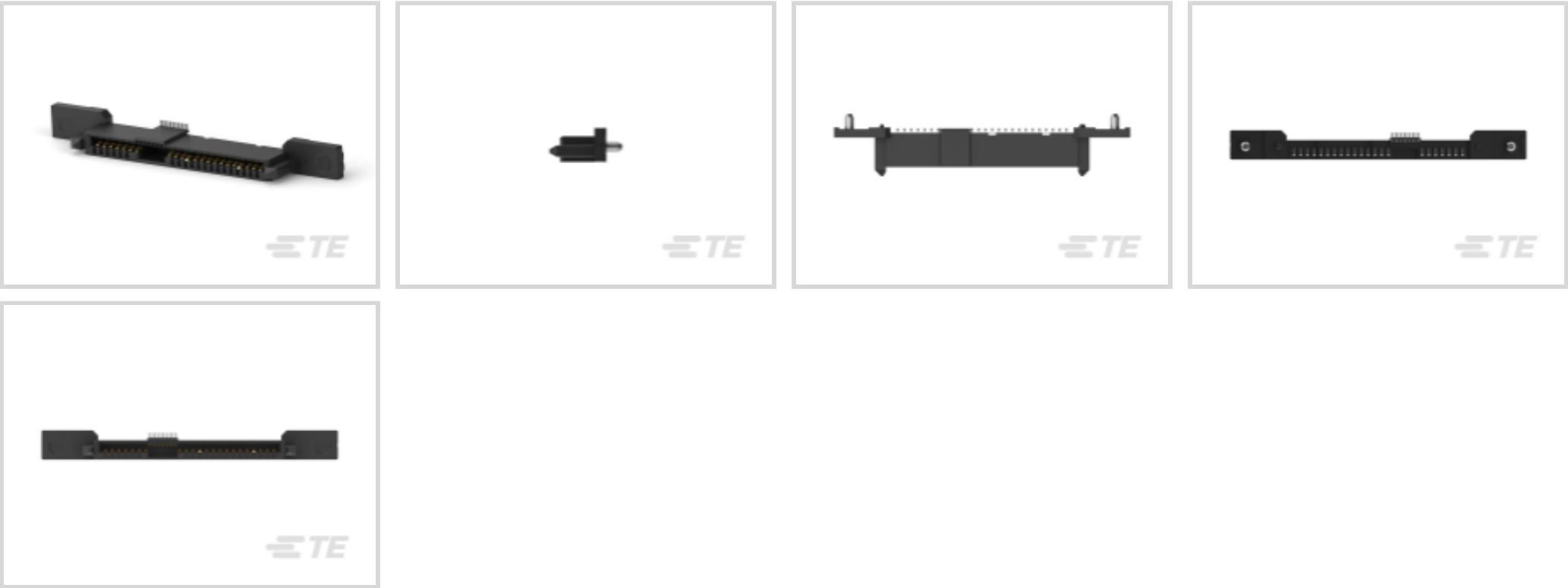




Connectors > PCB Connectors > SAS & MiniSAS > PT30 XFP Connectors



SAS Connector Type: **SAS**

Connector & Housing Type: **Receptacle**

Connector System: **Wire-to-Board**

Number of Positions: **29**

Number of Rows: **1**

[All PT30 XFP Connectors \(2\)](#)

Features

Product Type Features

Connector & Contact Terminates To	Printed Circuit Board
Shell	Without
SAS Connector Type	SAS
Connector & Housing Type	Receptacle
Connector System	Wire-to-Board

Configuration Features

Number of Positions	29
Number of Rows	1
Number of Ports	1
PCB Mount Orientation	Vertical

Body Features

Primary Product Color	Black
-----------------------	-------

Contact Features

--	--



Contact Mating Area Plating Material	Gold (Au)
Contact Base Material	Copper Alloy
	30 µin
Contact Current Rating (Max)	1.5 A

Termination Features

Termination Method to PCB	Surface Mount
---------------------------	---------------

Mechanical Attachment

PCB Mount Retention Type	Solder Peg
PCB Mount Retention	With
Connector Mounting Type	Board Mount

Housing Features

Housing Material	Thermoplastic
Centerline (Pitch)	1.27 mm[.049 in]

Dimensions

Profile Height from PCB	9.15 mm[.36 in]
-------------------------	-----------------

Usage Conditions

High Temperature Housing	Yes
--------------------------	-----

Operation/Application

Circuit Application	Power & Signal
---------------------	----------------

Industry Standards

UL Flammability Rating	UL 94V-0
PCIe/SAS Generation	Gen2

Packaging Features

Packaging Method	Tape & Reel
Packaging Quantity	220

Product Compliance

[For compliance documentation, visit the product page on TE.com>](#)

EU RoHS Directive 2011/65/EU	Compliant
EU ELV Directive 2000/53/EC	Compliant
China RoHS 2 Directive MIIT Order No 32, 2016	No Restricted Materials Above Threshold
EU REACH Regulation (EC) No. 1907/2006	




Current ECHA Candidate List: JAN 2025 (247)
Candidate List Declared Against: JUNE 2024 (241)
Does not contain REACH SVHC

Halogen Content	Low Halogen - Br, Cl, F, I < 900 ppm per homogenous material. Also BFR/CFR/PVC Free
Solder Process Capability	Reflow solder capable to 260°C

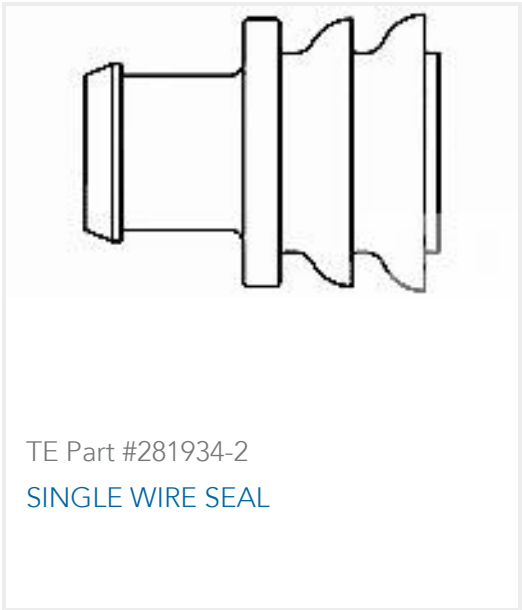
Product Compliance Disclaimer

This information is provided based on reasonable inquiry of our suppliers and represents our current actual knowledge based on the information they provided. This information is subject to change. The part numbers that TE has identified as EU RoHS compliant have a maximum concentration of 0.1% by weight in homogenous materials for lead, hexavalent chromium, mercury, PBB, PBDE, DBP, BBP, DEHP, DIBP, and 0.01% for cadmium, or qualify for an exemption to these limits as defined in the Annexes of Directive 2011/65/EU (RoHS2). Finished electrical and electronic equipment products will be CE marked as required by Directive 2011/65/EU. Components may not be CE marked. Additionally, the part numbers that TE has identified as EU ELV compliant have a maximum concentration of 0.1% by weight in homogenous materials for lead, hexavalent chromium, and mercury, and 0.01% for cadmium, or qualify for an exemption to these limits as defined in the Annexes of Directive 2000/53/EC (ELV). Regarding the REACH Regulation, the information TE provides on SVHC in articles for this part number is based on the latest European Chemicals Agency (ECHA) 'Guidance on requirements for substances in articles' posted at this URL: <https://echa.europa.eu/guidance-documents/guidance-on-reach>


Customers Also Bought




TE Part #CAT-AM71-CH8172
AMP SUPERSEAL 1.5MM,
CONNECTOR HOUSING




TE Part #281934-2
SINGLE WIRE SEAL




TE Part #CAT-D48-ST273
DEUTSCH Solid Contacts




TE Part #CAT-D487-W416
Wedgelocks: DEUTSCH DT



TE Part #DT06-2S
PLG, 2P, GRY, N



TE Part #DT04-2P
REC, 2P, GRY, N



TE Part #114017-ZZ
SEALING PLUG, SIZE 12/16, WHT

Documents

Product Drawings
SAS BACKPLANE RECEPT, VERTICAL, SMT
English



CAD Files

Customer View Model

[ENG_CVM_CVM_1735871-1_A.2d_dxf.zip](#)

English

3D PDF

3D

Customer View Model

[ENG_CVM_CVM_1735871-1_A.3d_igs.zip](#)

English

Customer View Model

[ENG_CVM_CVM_1735871-1_A.3d_stp.zip](#)

English

By downloading the CAD file I accept and agree to the [Terms and Conditions](#) of use.

Product Specifications

[Product Specification](#)

English