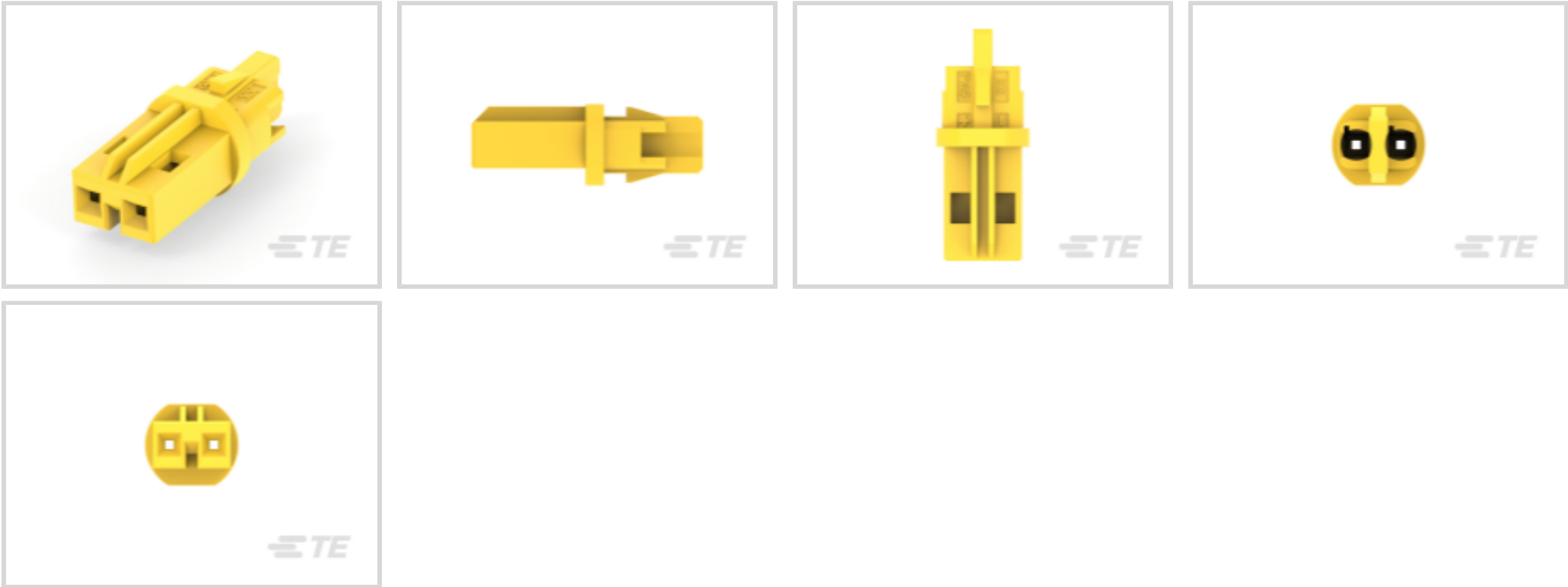




Connectors > Lighting Connectors > Plug & Socket Lighting Connectors



Connector System: **Cable-to-Cable**
Number of Positions: **2**
Sealable: **No**
Connector & Contact Terminates To: **Wire & Cable**
Lighting Connector Style: **Plug**

Features

Product Type Features

Connector System	Cable-to-Cable
Sealable	No
Connector & Contact Terminates To	Wire & Cable
Lighting Connector Style	Plug
Connector Product Type	Housing

Configuration Features

Keying Arrangement	LV-2
Number of Positions	2

Electrical Characteristics

Operating Voltage	42 VAC
-------------------	--------

Body Features

Primary Product Color	Yellow
-----------------------	--------

Contact Features

--	--



Contact Type	Socket
--------------	--------

Mechanical Attachment

Connector Mounting Type	Cable Mount (Free-Hanging)
-------------------------	----------------------------

Operation/Application

Circuit Application	Power
---------------------	-------

Industry Standards

Compatible With Agency/Standards Products	VDE
---	-----

Packaging Features

Packaging Method	Box
------------------	-----

Product Compliance

For compliance documentation, visit the product page on TE.com>

EU RoHS Directive 2011/65/EU	Compliant
EU ELV Directive 2000/53/EC	Compliant
China RoHS 2 Directive MIIT Order No 32, 2016	No Restricted Materials Above Threshold
EU REACH Regulation (EC) No. 1907/2006	Current ECHA Candidate List: JAN 2025 (247) Candidate List Declared Against: JAN 2025 (247) Does not contain REACH SVHC
Halogen Content	Not Low Halogen - contains Br or Cl > 900 ppm.
Solder Process Capability	Not applicable for solder process capability

Product Compliance Disclaimer

This information is provided based on reasonable inquiry of our suppliers and represents our current actual knowledge based on the information they provided. This information is subject to change. The part numbers that TE has identified as EU RoHS compliant have a maximum concentration of 0.1% by weight in homogenous materials for lead, hexavalent chromium, mercury, PBB, PBDE, DBP, BBP, DEHP, DIBP, and 0.01% for cadmium, or qualify for an exemption to these limits as defined in the Annexes of Directive 2011/65/EU (RoHS2). Finished electrical and electronic equipment products will be CE marked as required by Directive 2011/65/EU. Components may not be CE marked. Additionally, the part numbers that TE has identified as EU ELV compliant have a maximum concentration of 0.1% by weight in homogenous materials for lead, hexavalent chromium, and mercury, and 0.01% for cadmium, or qualify for an exemption to these limits as defined in the Annexes of Directive 2000/53/EC (ELV). Regarding the REACH Regulation, the information TE provides on SVHC in articles for this part number is based on the latest European Chemicals Agency (ECHA) ‘Guidance on requirements for substances in articles’ posted at this URL: <https://echa.europa.eu/guidance-documents/guidance-on-reach>

Compatible Parts






TE Part # 1740259-1
NECTOR S PLUG HV-1 WHITE




TE Part # 1740336-1
MICRO QUADLOK SYSTEM SOCKET CONTACT

Also in the Series

NECTOR S




Insertion & Extraction Tools(3)



Plug & Socket Lighting Connector Accessories(38)



Plug & Socket Lighting Connectors(30)



Power Terminals(4)

Customers Also Bought



TE Part #293284-1
NECTOR S BUS BAR BOOT



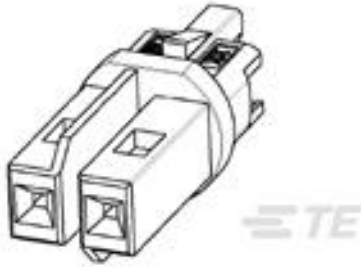
TE Part #1740260-1
NECTOR S TUBE WHITE



TE Part #1740262-1
NECTOR S OUTLET HV-1 WHITE



TE Part #1740335-1
MICRO QUADLOK SYSTEM PIN CONTA



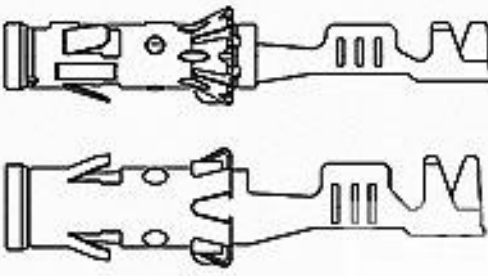
TE Part #1740259-2
NECTOR S PLUG HV-1 BLACK



TE Part #1740317-1
NECTOR S DISTRIBUTOR ASSY 6 POS WHITE



TE Part #293387-2
NECTOR S OUTLET HV-4 WHITE



TE Part #929970-8
2,5MM BU-KONTAKT



TE Part #1740261-1
NECTOR S RING CLIP WHITE



TE Part #1740336-1
MICRO QUADLOK SYSTEM SOCKET CONTACT



Documents

Product Drawings

NECTOR S PLUG LV-2 YELLOW

English

CAD Files

3D PDF

3D

Customer View Model

ENG_CVM_CVM_1740449-2_E.2d_dxf.zip

English

Customer View Model

ENG_CVM_CVM_1740449-2_E.3d_igs.zip

English

Customer View Model

ENG_CVM_CVM_1740449-2_E.3d_stp.zip

English

By downloading the CAD file I accept and agree to the [Terms and Conditions](#) of use.

Datasheets & Catalog Pages

NECTOR_S_LINE_CONNECTOR_BROCHURE

English

Product Specifications

Product Specification

English