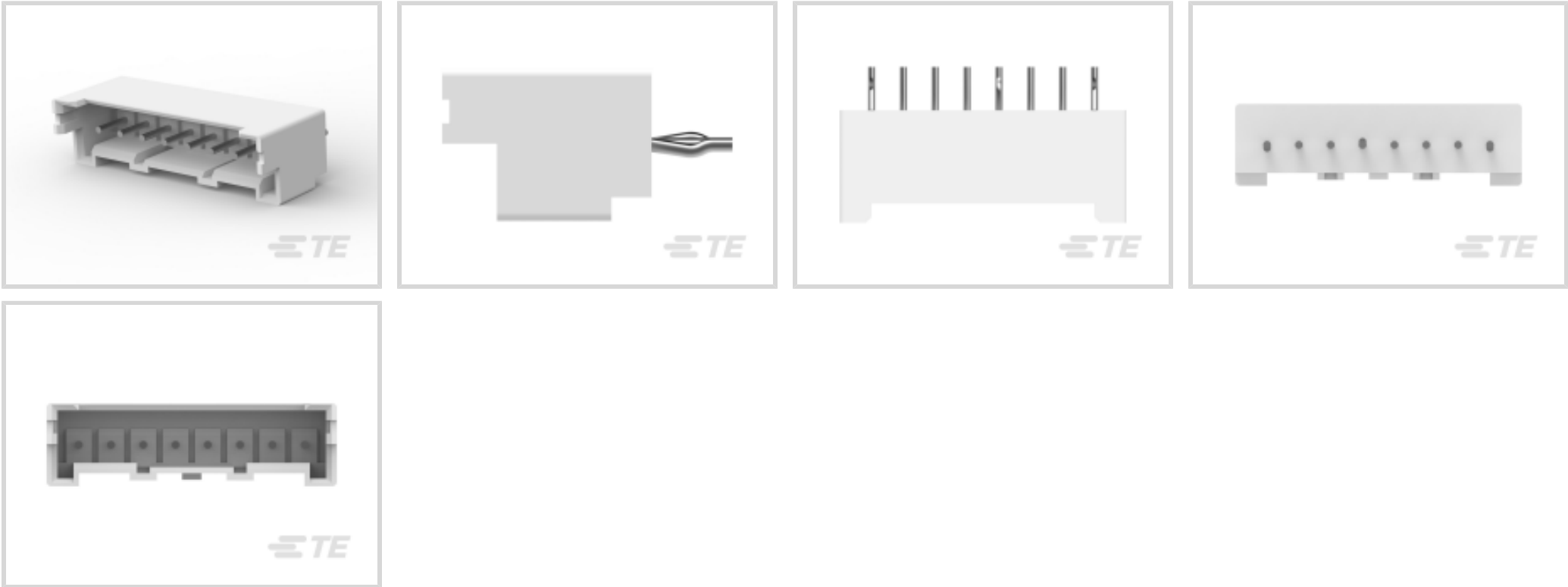




Connectors > PCB Connectors > PCB Headers & Receptacles



PCB Connector Type: **PCB Mount Header**

PCB Mount Orientation: **Vertical**

Connector System: **Wire-to-Board**

Number of Positions: **8**

Number of Rows: **1**

Features

Product Type Features

PCB Connector Type	PCB Mount Header
Connector System	Wire-to-Board
Header Type	Fully Shrouded
Sealable	No
Connector & Contact Terminates To	Printed Circuit Board
Connector Product Type	Connector Assembly

Configuration Features

PCB Mount Orientation	Vertical
Number of Positions	8
Number of Rows	1

Electrical Characteristics

Operating Voltage	250 VAC
-------------------	---------

Body Features

Primary Product Color	Natural
-----------------------	---------



Contact Features

Mating Pin Diameter	.6 mm[.024 in]
PCB Contact Termination Area Plating Material Finish	Bright
Contact Mating Area Plating Material Thickness	2 – 5 µm[80 – 200 µin]
PCB Contact Termination Area Plating Material Thickness	2.032 µm[80 µin]
Contact Layout	Inline
Contact Base Material	Copper Alloy
PCB Contact Termination Area Plating Material	Tin
Contact Mating Area Plating Material Finish	Bright
Contact Mating Area Plating Material	Tin (Sn)
Contact Type	Pin
Contact Current Rating (Max)	4.2 A

Termination Features

Termination Post & Tail Diameter	.6 mm[.024 in]
Termination Post & Tail Length	3.4 mm[.133 in]
Termination Method to PCB	Through Hole - Solder

Mechanical Attachment

Panel Mount Feature	Without
Mating Retention Type	Latch
Mating Retention	With
PCB Mount Retention Type	Kinked
Mating Alignment Type	Polarization
PCB Mount Retention	With
PCB Mount Alignment	Without
Connector Mounting Type	Board Mount
Mating Alignment	With

Housing Features

Housing Material	Nylon
Centerline (Pitch)	2.5 mm[.098 in]

Dimensions

Connector Width	9.58 mm[.377 in]
Connector Height	8 mm[.315 in]



Connector Length	24.8 mm[.976 in]
------------------	------------------

Usage Conditions

Operating Temperature Range	-55 – 105 °C[-67 – 221 °F]
-----------------------------	----------------------------

Operation/Application

Circuit Application	Power & Signal
---------------------	----------------

Industry Standards

Glow Wire Rating	Glow Wire
UL Flammability Rating	UL 94V-0

Packaging Features

Packaging Quantity	500
Packaging Method	Bag

Product Compliance

For compliance documentation, visit the product page on TE.com>


EU RoHS Directive 2011/65/EU	Compliant
EU ELV Directive 2000/53/EC	Compliant
China RoHS 2 Directive MIIT Order No 32, 2016	No Restricted Materials Above Threshold
EU REACH Regulation (EC) No. 1907/2006	Current ECHA Candidate List: JAN 2025 (247) Candidate List Declared Against: JAN 2025 (247) Does not contain REACH SVHC
Halogen Content	Not Low Halogen - contains Br or Cl > 900 ppm.
Solder Process Capability	Wave solder capable to 260°C

Product Compliance Disclaimer


This information is provided based on reasonable inquiry of our suppliers and represents our current actual knowledge based on the information they provided. This information is subject to change. The part numbers that TE has identified as EU RoHS compliant have a maximum concentration of 0.1% by weight in homogenous materials for lead, hexavalent chromium, mercury, PBB, PBDE, DBP, BBP, DEHP, DIBP, and 0.01% for cadmium, or qualify for an exemption to these limits as defined in the Annexes of Directive 2011/65/EU (RoHS2). Finished electrical and electronic equipment products will be CE marked as required by Directive 2011/65/EU. Components may not be CE marked. Additionally, the part numbers that TE has identified as EU ELV compliant have a maximum concentration of 0.1% by weight in homogenous materials for lead, hexavalent chromium, and mercury, and 0.01% for cadmium, or qualify for an exemption to these limits as defined in the Annexes of Directive 2000/53/EC (ELV). Regarding the REACH Regulation, the information TE provides on SVHC in articles for this part number is based on the latest European Chemicals Agency (ECHA) 'Guidance on requirements for substances in articles' posted at this URL: <https://echa.europa.eu/guidance-documents/guidance-on-reach>




Compatible Parts




TE Part # 2311995-3
EP2.5 HDR ASSY 3P VERT, GW,NO
PIN 2




TE Part # 1969442-8
EP 2.5 TPA Housing, 8 Pos



TE Part # 1744417-8
8 POS EP 2.5 HSG, GLOW WIRE




TE Part # 2311995-7
EP2.5 HDR ASSY 7P VERT, GW,NO
PIN 6




TE Part # 1969541-8
RETAINER, TPA, DUAL ROW, EP2.5


Also in the Series | Economy Power 2.5




Connector Contacts(6)




Connector Hardware(49)




PCB Headers & Receptacles(533)



Rectangular Power Connectors(531)



Wire-to-Board Connector Assemblies
& Housings(305)



Wire-to-Board Headers & Receptacles
(533)

Customers Also Bought



TE Part #1-1827875-6
DYNAMIC 1200D HDR ASSY V 12PX
BLACK GOLD

TE Part #3-2176527-6
3503G 2B 1K27 1% 5K RL

TE Part #2176526-7
3503G 2B 59R 1% 5K RL

TE Part #6-2176360-5
RQ 0402 2K0 0.1% 10PPM 1K RL

TE Part #5745351-4
09 PLUG RA/MS STD

TE Part #6368150-3
MJ,TE,8P,CAT5,SHIELDED

TE Part #5-2176633-0
SQMB10 110R (WIRE) 5%

TE Part #1-2176526-9
3503G 2B 78R7 1% 5K RL

TE Part #1658015-1
MSB0.80PL11ASY040FL,-,10,-TY

TE Part #2101012-1
SMPM STR CABLE PLUG

Documents

Product Drawings

EP2.5 Shrd HDR ASSY 8P VERT, GW

English

CAD Files

3D PDF

3D

Customer View Model

ENG_CVM_CVM_1744439-8_F.2d_dxf.zip

English

Customer View Model

ENG_CVM_CVM_1744439-8_F.3d_igs.zip

English

Customer View Model

ENG_CVM_CVM_1744439-8_F.3d_stp.zip

English

By downloading the CAD file I accept and agree to the [Terms and Conditions](#) of use.

Datasheets & Catalog Pages



7-1773458-5_ECONOMY_POWER_QRG

English

7-1773461-6_EP2.5_Connector_Series

English

Product Specifications

Application Specification

English

Agency Approvals

VDE Certificate

English