

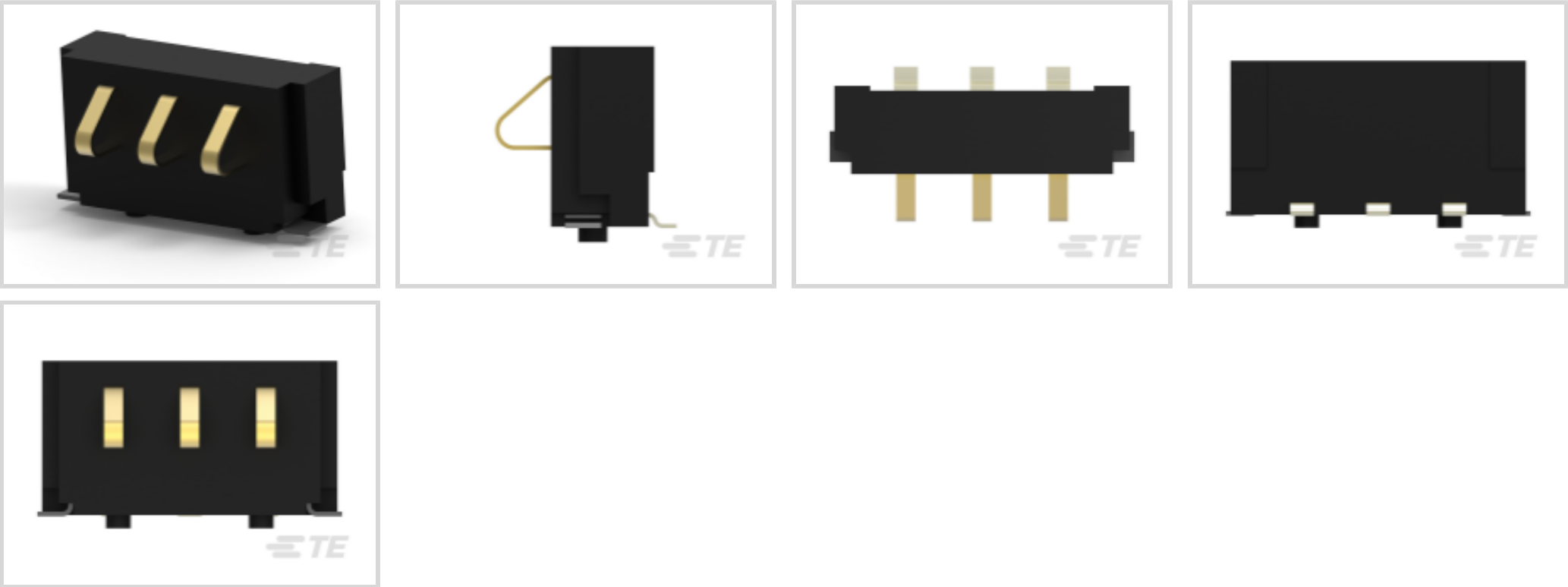


TE Internal #: 1746142-1

Board-to-Board, 3 Position, 3.2 mm [.126 in] Centerline, 50 VDC, Right Angle, Printed Circuit Board, Power & Signal, Board Mount, DC Jack Connectors

[View on TE.com >](#)

Connectors > PCB Connectors > Battery Connectors & Holders > DC Jack Connectors



Connector System: **Board-to-Board**

Number of Positions: **3**

Centerline (Pitch): **3.2 mm [.126 in]**

Operating Voltage: **50 VDC**

PCB Mount Orientation: **Right Angle**

Features

Product Type Features

Connector System	Board-to-Board
Connector & Contact Terminates To	Printed Circuit Board

Configuration Features

Number of Positions	3
PCB Mount Orientation	Right Angle

Electrical Characteristics

Operating Voltage	50 VDC
-------------------	--------

Contact Features

Contact Current Rating (Max)	2 A
------------------------------	-----

Mechanical Attachment

Connector Mounting Type	Board Mount
-------------------------	-------------

Housing Features

Centerline (Pitch)	3.2 mm[.126 in]
--------------------	-----------------

Usage Conditions



Operating Temperature Range	-55 – 85 °C[-67 – 185 °F]
-----------------------------	---------------------------

Operation/Application

Circuit Application	Power & Signal
---------------------	----------------

Packaging Features

Packaging Method	Reel
Packaging Quantity	500

Product Compliance

For compliance documentation, visit the product page on TE.com>

EU RoHS Directive 2011/65/EU	Compliant
EU ELV Directive 2000/53/EC	Out of Scope
China RoHS 2 Directive MIIT Order No 32, 2016	No Restricted Materials Above Threshold
EU REACH Regulation (EC) No. 1907/2006	Current ECHA Candidate List: JAN 2025 (247) Candidate List Declared Against: JUNE 2023 (235) Does not contain REACH SVHC
Halogen Content	Not Low Halogen - contains Br or Cl > 900 ppm.
Solder Process Capability	Reflow solder capable to 260°C

Product Compliance Disclaimer

This information is provided based on reasonable inquiry of our suppliers and represents our current actual knowledge based on the information they provided. This information is subject to change. The part numbers that TE has identified as EU RoHS compliant have a maximum concentration of 0.1% by weight in homogenous materials for lead, hexavalent chromium, mercury, PBB, PBDE, DBP, BBP, DEHP, DIBP, and 0.01% for cadmium, or qualify for an exemption to these limits as defined in the Annexes of Directive 2011/65/EU (RoHS2). Finished electrical and electronic equipment products will be CE marked as required by Directive 2011/65/EU. Components may not be CE marked. Additionally, the part numbers that TE has identified as EU ELV compliant have a maximum concentration of 0.1% by weight in homogenous materials for lead, hexavalent chromium, and mercury, and 0.01% for cadmium, or qualify for an exemption to these limits as defined in the Annexes of Directive 2000/53/EC (ELV). Regarding the REACH Regulation, the information TE provides on SVHC in articles for this part number is based on the latest European Chemicals Agency (ECHA) ‘Guidance on requirements for substances in articles’ posted at this URL: <https://echa.europa.eu/guidance-documents/guidance-on-reach>

Compatible Parts



TE Part # 1827928-1
LEAF BATTERY CONN 3POS. P=3.2,

Customers Also Bought



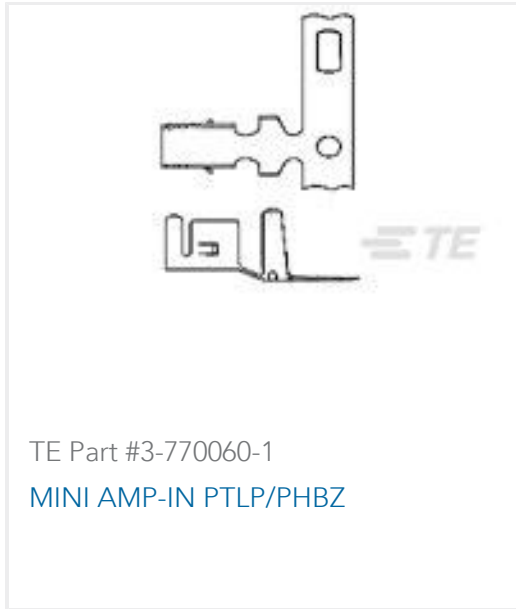
TE Part #063210-E
SMCQ 50 M AB VV 3-03 CLHD * H007
137 E00



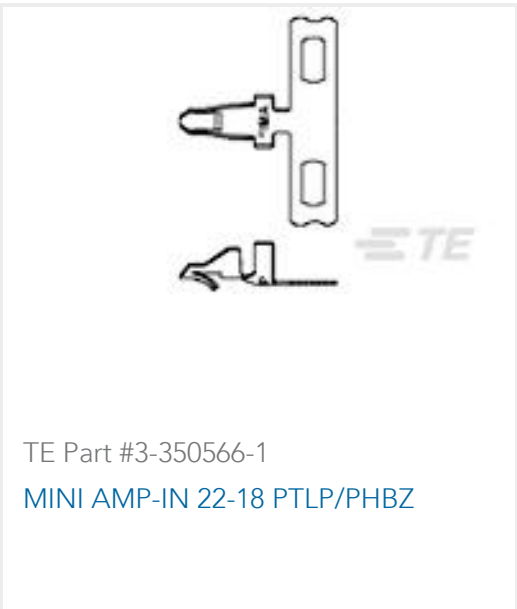
TE Part #1-2176155-8
TLM 0805 0.25W R015 1% 100PPM 5K
RL



TE Part #1-175216-2
DYNAMIC D-3 REC CONT. S AU 0.38 L
/P



TE Part #3-770060-1
MINI AMP-IN PTLP/PHBZ




TE Part #3-350566-1
MINI AMP-IN 22-18 PTLP/PHBZ



TE Part #284695-E
SRCP 1,27 2 M 1 SMD 137 E1 094 * GU-
H *




TE Part #1-1415390-1
PE014F05



TE Part #292448-1
3.0mm PITCH 3P SMT ASSEMBLY
BATTERY CONN



TE Part #5555153-1
MJ,LPF,R/A,8P,PCBG,PSTP.15TTR



TE Part #292331-3
BATTERY 3P SMT 1.6MM PITCH
ASSEMBLY CONN

Documents

Product Drawings

LEAF TYPE BATTERY CONN 3P

Japanese

CAD Files

3D PDF

English

Customer View Model

ENG_CVM_1746142-1_O1.2d_dxf.zip



English

Customer View Model

[ENG_CVM_1746142-1_O1.3d_igs.zip](#)

English

Customer View Model

[ENG_CVM_1746142-1_O1.3d_stp.zip](#)

English

By downloading the CAD file I accept and agree to the [Terms and Conditions](#) of use.

Datasheets & Catalog Pages

[Products for Mobile Equipment](#)

English

Product Specifications

[Application Specification](#)

English