



Connectors > Rectangular Connectors > Standard Rectangular Connectors



Connector Product Type: **Connector Assembly**  
Connector & Housing Type: **Receptacle**  
Mating Alignment: **With**  
Mating Alignment Type: **Polarization**  
Mating Retention: **With**

Features

Product Type Features

Connector Product Type	Connector Assembly
Connector & Housing Type	Receptacle
Connector System	Wire-to-Board, Wire-to-Wire
Sealable	No
Connector & Contact Terminates To	Wire & Cable

Configuration Features

Contacts Preloaded	Yes
Number of Positions	6
Number of Rows	1

Electrical Characteristics

Operating Voltage	32 VDC
-------------------	--------

Body Features

Primary Product Color	Yellow
-----------------------	--------



Contact Features

Contact Underplating Material	Nickel
Wire Contact Termination Area Plating Material	Gold
Contact Layout	Inline
Contact Type	Socket
Contact Mating Area Plating Material	Gold (Au)
Contact Retention Within Housing	Without
Contact Current Rating (Max)	3 A

Termination Features

Termination Method to Wire & Cable	Crimp
------------------------------------	-------

Mechanical Attachment

Mating Alignment	With
Mating Alignment Type	Polarization
Mating Retention	With
Mating Retention Type	Latch
Connector Mounting Type	Cable Mount (Free-Hanging)

Housing Features

Housing Material	Thermoplastic GF
Centerline (Pitch)	2 mm[.079 in]

Dimensions

Compatible Insulation Diameter Range	1 – 1.5 mm[.039 – .059 in]
Connector Width	8.6 mm[.338 in]
Connector Height	23 mm[.905 in]
Connector Length	19.8 mm[.779 in]

Usage Conditions

Operating Temperature Range	-30 – 75 °C[-22 – 167 °F]
-----------------------------	---------------------------

Operation/Application

Halogen Free	Yes
Shielded	No
Circuit Application	Signal

Identification Marking

Circuit Identification Feature	Without
--------------------------------	---------



Industry Standards

Glow Wire Rating	Standard Part - Not Glow Wire
UL Flammability Rating	UL 94V-0

Packaging Features

Packaging Quantity	24
Packaging Method	Tube

Product Compliance

For compliance documentation, visit the product page on TE.com>


EU RoHS Directive 2011/65/EU	Compliant
EU ELV Directive 2000/53/EC	Compliant
China RoHS 2 Directive MIIT Order No 32, 2016	No Restricted Materials Above Threshold
EU REACH Regulation (EC) No. 1907/2006	Current ECHA Candidate List: JAN 2025 (247) Candidate List Declared Against: JAN 2025 (247) Does not contain REACH SVHC
Halogen Content	Not Low Halogen - contains Br or Cl > 900 ppm.
Solder Process Capability	Not applicable for solder process capability

Product Compliance Disclaimer

This information is provided based on reasonable inquiry of our suppliers and represents our current actual knowledge based on the information they provided. This information is subject to change. The part numbers that TE has identified as EU RoHS compliant have a maximum concentration of 0.1% by weight in homogenous materials for lead, hexavalent chromium, mercury, PBB, PBDE, DBP, BBP, DEHP, DIBP, and 0.01% for cadmium, or qualify for an exemption to these limits as defined in the Annexes of Directive 2011/65/EU (RoHS2). Finished electrical and electronic equipment products will be CE marked as required by Directive 2011/65/EU. Components may not be CE marked. Additionally, the part numbers that TE has identified as EU ELV compliant have a maximum concentration of 0.1% by weight in homogenous materials for lead, hexavalent chromium, and mercury, and 0.01% for cadmium, or qualify for an exemption to these limits as defined in the Annexes of Directive 2000/53/EC (ELV). Regarding the REACH Regulation, the information TE provides on SVHC in articles for this part number is based on the latest European Chemicals Agency (ECHA) 'Guidance on requirements for substances in articles' posted at this URL: <https://echa.europa.eu/guidance-documents/guidance-on-reach>

Compatible Parts






TE Part # 2217480-2  
KIT, BTLI, SDE OPEN HEAD




TE Part # 2362810-1  
SDE CRIMP HAND TOOL FRAME W /O DIES



TE Part # 2432675-2  
SDE RITS SOCKET DIE ASSY



TE Part # 2217480-1  
KIT, BTLI, SDE OPEN HEAD




TE Part # 2432675-1  
SDE RITS SOCKET ASSY



TE Part # 1554809-6  
RITS CONN. PLUG ASSY 6P YELLOW COVER

Also in the Series | RITS Socket Connectors



Standard Rectangular Connectors(16)

Customers Also Bought



TE Part #1747365-1  
DYNAMIC D-2800 REC HSG 30P WITH HTS CONN



TE Part #5-1473571-3  
RITS.JUNCTION BOX 2D 3P F/H



TE Part #1-1827863-1  
DYNAMIC 1100D REC HSG 22P X BLACK



TE Part #2-1473562-6  
RITS CONN. PLUG ASSY 6P BLUE



TE Part #1473562-8  
RITS CONN. PLUG ASSY 8P YELLOW




TE Part #3-1473562-3  
RITS CONN. PLUG ASSY 3P ORANGE




TE Part #5-1473574-3  
RITS.JUNCTION BOX 4D 3P F/H



TE Part #3-1473562-6  
RITS CONN. PLUG ASSY 6P ORANGE



TE Part #1473562-3  
RITS CONN. PLUG ASSY 3P YELLOW



TE Part #4-1473562-3  
RITS CONN. PLUG ASSY 3P GREEN

Documents

Product Drawings

RITS CONN. SOCKET ASSY 6P YELLOW

English

CAD Files

3D PDF

3D

Customer View Model

ENG\_CVM\_CVM\_1746741-6\_A.3d\_igs.zip

English

Customer View Model

ENG\_CVM\_CVM\_1746741-6\_A.2d\_dxf.zip

English

Customer View Model

ENG\_CVM\_CVM\_1746741-6\_A.3d\_stp.zip

English

By downloading the CAD file I accept and agree to the [Terms and Conditions](#) of use.

Product Specifications

Product Specification

Japanese

Instruction Sheets

Instruction Sheet (non U.S.)

Japanese

RITS Connector Interconnection System/e-CON Connector

Japanese

Instruction Sheet (non U.S.)

Japanese

HAND TOOL FOR RITS PLUG SOCKET ASSEMBLY

Japanese

Agency Approvals

UL Report

English

