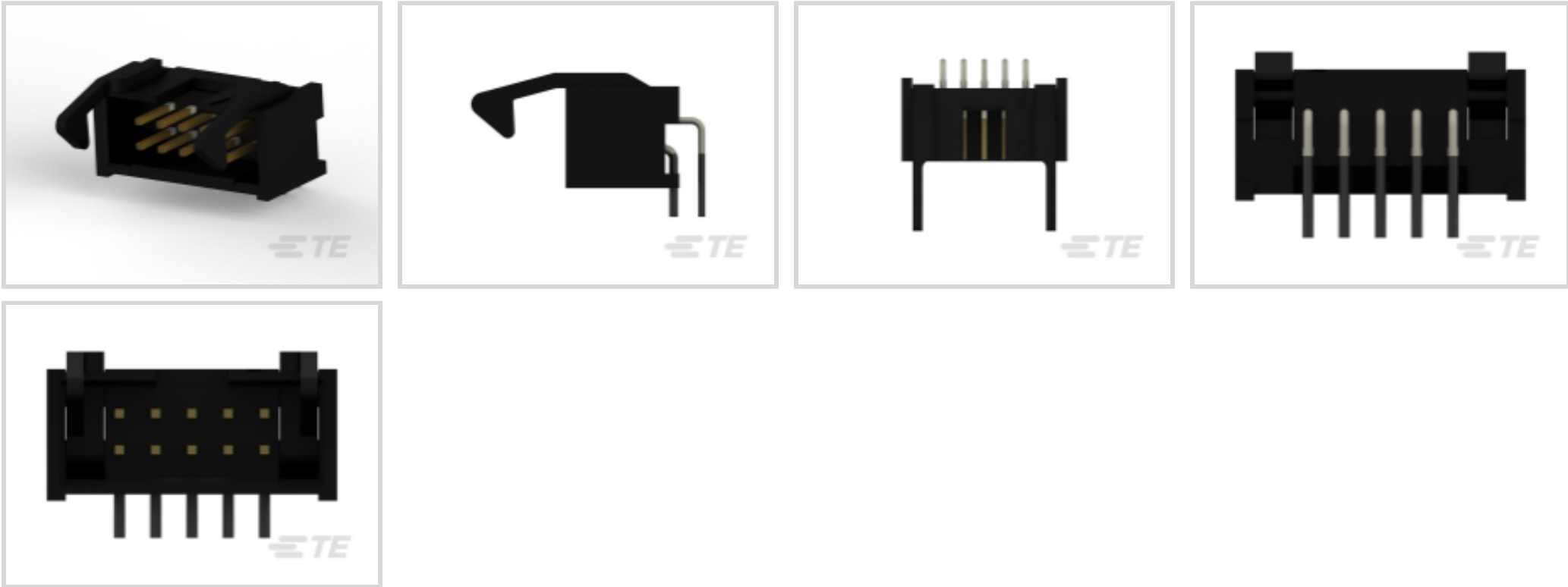




Connectors > PCB Connectors > Wire-to-Board Connectors > FFC, FPC & Ribbon Connectors > Ribbon Cable Connectors



Connector System: **Wire-to-Board**
Number of Positions: **10**
Centerline (Pitch): **2.54 mm [.1 in]**
PCB Mount Retention: **Without**
PCB Mount Orientation: **Right Angle**

Features

Product Type Features

Connector Product Type	Connector Assembly
Ribbon Cable Connector Header Type	Pin Header
Connector System	Wire-to-Board
Connector & Housing Type	Plug
Connector & Contact Terminates To	Printed Circuit Board

Configuration Features

Number of Positions	10
PCB Mount Orientation	Right Angle
Number of Rows	2

Electrical Characteristics

Operating Voltage	250 VAC
Insulation Resistance	5000 MΩ

Body Features

Primary Product Color	Black
-----------------------	-------



Connector Profile	Low
Contact Features	
Contact Underplating Material	Nickel
Mating Pin Diameter	.64 mm[.025 in]
	30 µin
PCB Contact Termination Area Plating Material Thickness	2.54 µm[100 µin]
Contact Shape & Form	Square
Contact Mating Area Plating Material	Gold Flash
Contact Base Material	Phosphor Bronze
PCB Contact Termination Area Plating Material	Tin
Contact Type	Pin
Contact Current Rating (Max)	1 A
Termination Features	
Termination Post & Tail Diameter	.64 mm[.025 in]
Termination Post & Tail Length	2.6 mm[.102 in]
Termination Method to PCB	Through Hole - Solder
Mechanical Attachment	
Panel Mount Feature	Without
Mating Alignment	With
PCB Mount Alignment	Without
PCB Mount Retention	Without
Mating Alignment Type	Center
Mating Retention	With
Mating Retention Type	Ejection Latch
Connector Mounting Type	Board Mount
Housing Features	
Mating Entry Location	Top
Housing Material	PBT
Centerline (Pitch)	2.54 mm[.1 in]
Dimensions	
Shrouded End Dimension	3.76 mm[.148 in]
Connector Height	9.19 mm[.36 in]



Connector Length	20.32 mm[.8 in]
Row-to-Row Spacing	2.54 mm[.1 in]

Usage Conditions

Housing Temperature Rating	High
Operating Temperature Range	-65 – 105 °C[-85 – 221 °F]

Operation/Application

Circuit Application	Signal
---------------------	--------

Industry Standards

UL Flammability Rating	UL 94V-0
------------------------	----------

Packaging Features

Packaging Quantity	26
Packaging Method	Tube

Product Compliance

For compliance documentation, visit the product page on TE.com>

EU RoHS Directive 2011/65/EU	Compliant
EU ELV Directive 2000/53/EC	Compliant
China RoHS 2 Directive MIIT Order No 32, 2016	No Restricted Materials Above Threshold
EU REACH Regulation (EC) No. 1907/2006	Current ECHA Candidate List: JAN 2025 (247) Candidate List Declared Against: JUNE 2024 (241) Does not contain REACH SVHC
Halogen Content	Not Low Halogen - contains Br or Cl > 900 ppm.
Solder Process Capability	Wave solder capable to 265°C

Product Compliance Disclaimer









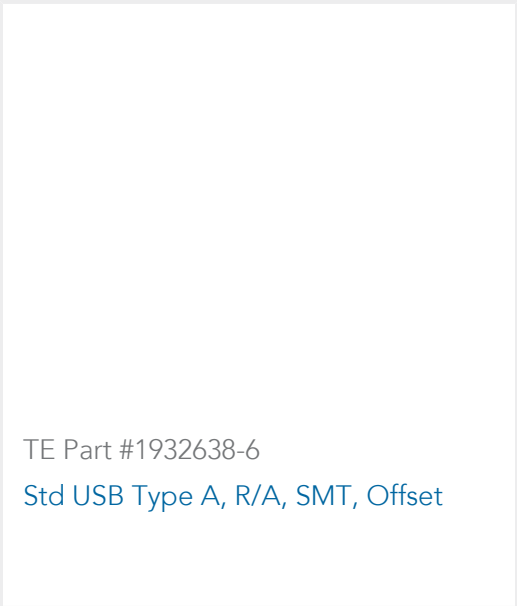
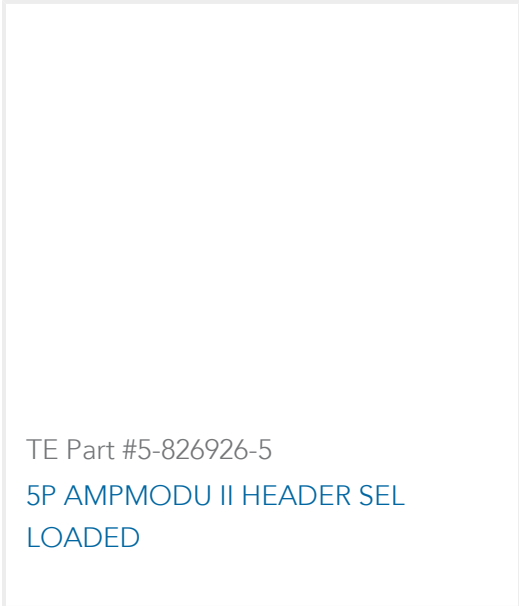
This information is provided based on reasonable inquiry of our suppliers and represents our current actual knowledge based on the information they provided. This information is subject to change. The part numbers that TE has identified as EU RoHS compliant have a maximum concentration of 0.1% by weight in homogenous materials for lead, hexavalent chromium, mercury, PBB, PBDE, DBP, BBP, DEHP, DIBP, and 0.01% for cadmium, or qualify for an exemption to these limits as defined in the Annexes of Directive 2011/65/EU (RoHS2). Finished electrical and electronic equipment products will be CE marked as required by Directive 2011/65/EU. Components may not be CE marked. Additionally, the part numbers that TE has identified as EU ELV compliant have a maximum concentration of 0.1% by weight in homogenous materials for lead, hexavalent chromium, and mercury, and 0.01% for cadmium, or qualify for an exemption to these limits as defined in the Annexes of Directive 2000/53/EC (ELV). Regarding the REACH Regulation, the information TE provides on SVHC in articles for this part number is based on the latest European Chemicals Agency (ECHA) ‘Guidance on requirements for substances in articles’ posted at this URL: <https://echa.europa.eu/guidance-documents/guidance-on-reach>



Compatible Parts

 <p>TE Part # 1-1658528-1 636-1030LF=FEM SKT BLADE POL 1</p>	 <p>TE Part # 1658620-1 10 NOVO MIL 15DP, LEAD FREE</p>	 <p>TE Part # 1658622-1 10 NOVO MIL/CTR 30DP,LEAD FREE</p>	 <p>TE Part # 1658527-3 622-1030LF FEM SOCKT,LEAD FREE</p>
 <p>TE Part # 1658623-1 10 NOVO MIL 30DP, LEAD FREE</p>	 <p>TE Part # 1658621-1 10 NOVO MIL/CTR 15DP,LEAD FREE</p>	 <p>TE Part # 1658526-4 609-1030LF FEM SOCKT,LEAD FREE</p>	

Customers Also Bought

 <p>TE Part #967116-1 MESSERLEISTE 18P</p>	 <p>TE Part #DRC13-70PA-B027 HDR, 70P, BLK, RA, M5, FLG, NI/CU, A</p>	 <p>TE Part #254498-E STVC/2 48 F ABC VVW 7-00 TL 2,5 * 247 E0</p>	 <p>TE Part #5788794-1 25 HTMSFL PLUG RA 318 (IN,BL)</p>
 <p>TE Part #9541-010C-D-C-3-S PRESSURE 0.15 PSID I2C SO16</p>	 <p>TE Part #4-2176331-8 CRGP 2512 82K 1%</p>	 <p>TE Part #2-215307-5 2X25P HV100 REC CON. TE, 7.0MM</p>	 <p>TE Part #5104340-1 A/L LOW PRO HDR 10P RA HT</p>
 <p>TE Part #1932638-6 Std USB Type A, R/A, SMT, Offset</p>	 <p>TE Part #5-826926-5 5P AMPMODU II HEADER SEL LOADED</p>		



Documents

Product Drawings

IDC LOW PRO HDR 10P RA SHT LAT

English

CAD Files

3D PDF

3D

Customer View Model

ENG_CVM_CVM_1761609-3_C.2d_dxf.zip

English

Customer View Model

ENG_CVM_CVM_1761609-3_C.3d_igs.zip

English

Customer View Model

ENG_CVM_CVM_1761609-3_C.3d_stp.zip

English

By downloading the CAD file I accept and agree to the [Terms and Conditions](#) of use.

Datasheets & Catalog Pages

Ribbon Cable Interconnect Solutions

English

Product Specifications

Product Specification

English

Agency Approvals

UL Report

English