



Terminals & Splices > Terminal Housings, Insulation Sleeves & Blocks > Crimp Terminal Housings



Terminal Type: **Receptacle**
Connector & Housing Type: **Receptacle**
Number of Positions: **3**
Terminal Orientation: **Straight**
UL Flammability Rating: **UL 94V-0**

Features

Product Type Features

Connector & Contact Terminates To	Wire & Cable
Sealable	No
Connector & Housing Type	Receptacle

Configuration Features

Number of Positions	3
---------------------	---

Body Features

Primary Product Color	Natural
-----------------------	---------

Contact Features

Terminal Type	Receptacle
Terminal Orientation	Straight
Contact Mating Retention	With

Mechanical Attachment

Mating Retention Type	Interlock
-----------------------	-----------



Mating Alignment	With
Connector Mounting Type	Cable Mount (Free-Hanging)

Housing Features

Housing Material	Nylon
Centerline (Pitch)	4.9 mm[.192 in]

Dimensions

Product Length	29 mm[1.14 in]
----------------	----------------

Usage Conditions

Operating Temperature Range	-40 – 105 °C[-40 – 221 °F]
-----------------------------	----------------------------

Industry Standards

UL Flammability Rating	UL 94V-0
------------------------	----------

Packaging Features

Packaging Quantity	500
--------------------	-----

Product Compliance

For compliance documentation, visit the product page on TE.com>

EU RoHS Directive 2011/65/EU	Compliant
EU ELV Directive 2000/53/EC	Compliant
China RoHS 2 Directive MIIT Order No 32, 2016	No Restricted Materials Above Threshold
EU REACH Regulation (EC) No. 1907/2006	Current ECHA Candidate List: JAN 2025 (247) Candidate List Declared Against: JAN 2025 (247) Does not contain REACH SVHC
Halogen Content	Low Halogen - Br, Cl, F, I < 900 ppm per homogenous material. Also BFR/CFR/PVC Free
Solder Process Capability	Not applicable for solder process capability

Product Compliance Disclaimer

This information is provided based on reasonable inquiry of our suppliers and represents our current actual knowledge based on the information they provided. This information is subject to change. The part numbers that TE has identified as EU RoHS compliant have a maximum concentration of 0.1% by weight in homogenous materials for lead, hexavalent chromium, mercury, PBB, PBDE, DBP, BBP, DEHP, DIBP, and 0.01% for cadmium, or qualify for an exemption to these limits as defined in the Annexes of Directive 2011/65/EU (RoHS2). Finished electrical and electronic equipment products will be CE marked as required by Directive 2011/65/EU. Components may not be CE marked. Additionally, the part numbers that TE has identified as EU ELV compliant have a maximum concentration of 0.1% by weight in homogenous materials for lead, hexavalent chromium, and mercury, and 0.01% for cadmium, or qualify for an exemption to these limits as defined in the Annexes of Directive 2000/53/EC (ELV). Regarding the REACH Regulation, the information TE provides on SVHC in articles for this part number is based on the latest European Chemicals Agency (ECHA) 'Guidance on



requirements for substances in articles’ posted at this URL: <https://echa.europa.eu/guidance-documents/guidance-on-reach>

Compatible Parts



TE Part # 170258-1
FF 250 REC 14-12AWG BR REREELING




TE Part # 1-172131-1
FF 250 CAP HSG 3P NYLON NAT




TE Part # 170258-2
FF 250 REC 14-12AWG TPBR REREELING


Also in the Series | FASTIN-FASTON 250



Crimp Terminal Housings(195)




Insertion & Extraction Tools(2)




Quick Disconnects(216)


Customers Also Bought




TE Part #1-2232568-2
GIC 2.5 W PLUG HSG 2P RED




TE Part #4-1565081-2
GIC 3.5W 2P PLUG F




TE Part #CAT-G7534A-P729
STD Temp Sig GRACE INERTIA Plug




TE Part #2315883-1
GIC2.5W PLUG HOUSING 8POS (2-ROW) NAT



TE Part #1747063-1
GRACE INERTIA CONN 2.5 REC CON



TE Part #453806-2
CRIMPER, WIRE-.110 WIDE F



TE Part #1-240655-7
ANVIL

Documents

Product Drawings
FF 250 PLUG HSG 3P NYLON NAT



Japanese

CAD Files

3D PDF

3D

Customer View Model

ENG_CVM_CVM_176774-1_E.2d_dxf.zip

English

Customer View Model

ENG_CVM_CVM_176774-1_E.3d_igs.zip

English

Customer View Model

ENG_CVM_CVM_176774-1_E.3d_stp.zip

English

By downloading the CAD file I accept and agree to the [Terms and Conditions](#) of use.

Datasheets & Catalog Pages

White Paper: Nylon Discoloration

English

Product Specifications

Application Specification

English