




Connectors > Terminal Blocks & Strips > Barrier Strips



Number of Positions: 2

Connector System: **Wire-to-Wire**

Centerline (Pitch): **8 mm [.315 in]**

Number of Rows: 1

Operating Voltage: **250 V**

Features

Product Type Features

Block Style	None
Connector System	Wire-to-Wire
Connector & Contact Terminates To	Wire & Cable

Configuration Features

Number of Levels	1
Number of Positions	2
Number of Rows	1

Electrical Characteristics

Operating Voltage	250 V
-------------------	-------

Body Features

Quick Connect Tab Plating Material	Tin
Primary Product Color	Natural
Product Orientation	Right Angle



Contact Features

Contact Base Material	Brass
Contact Current Rating (Max)	30 A

Mechanical Attachment

Mounting Options	2.8mm Diameter Mounting Holes
Screw Plating Material	Zinc Chromate
Screw Material	Steel
Thread Size	M3
Connector Mounting Type	Panel Mount

Housing Features

Housing Material	Polyamide 6
Centerline (Pitch)	8 mm[.315 in]

Dimensions

Product Length	14 mm
Wire Size	26 – 12 AWG

Usage Conditions

Operating Temperature Range	-35 – 100 °C[-31 – 212 °F]
-----------------------------	----------------------------

Operation/Application

Circuit Application	Power
---------------------	-------

Industry Standards

UL Flammability Rating	UL 94V-2
------------------------	----------

Packaging Features

Packaging Method	Package
Packaging Quantity	3000

Product Compliance

For compliance documentation, visit the product page on TE.com>

EU RoHS Directive 2011/65/EU	Compliant with Exemptions
EU ELV Directive 2000/53/EC	Out of Scope
China RoHS 2 Directive MIIT Order No 32, 2016	Restricted Materials Above Threshold
EU REACH Regulation (EC) No. 1907/2006	Current ECHA Candidate List: JAN 2025 (247)



Candidate List Declared Against: JAN 2025 (247)

SVHC > Threshold:

Pb (1.8% in 14626966212)

Article Safe Usage Statements:

Do not eat, drink or smoke when using this product. Wash thoroughly after handling. Recycle if possible and dispose of the article by following all applicable governmental regulations relevant to your geographic location.

Halogen Content	Low Halogen - Br, Cl, F, I < 900 ppm per homogenous material. Also BFR/CFR/PVC Free
Solder Process Capability	Not applicable for solder process capability

Product Compliance Disclaimer

This information is provided based on reasonable inquiry of our suppliers and represents our current actual knowledge based on the information they provided. This information is subject to change. The part numbers that TE has identified as EU RoHS compliant have a maximum concentration of 0.1% by weight in homogenous materials for lead, hexavalent chromium, mercury, PBB, PBDE, DBP, BBP, DEHP, DIBP, and 0.01% for cadmium, or qualify for an exemption to these limits as defined in the Annexes of Directive 2011/65/EU (RoHS2). Finished electrical and electronic equipment products will be CE marked as required by Directive 2011/65/EU. Components may not be CE marked. Additionally, the part numbers that TE has identified as EU ELV compliant have a maximum concentration of 0.1% by weight in homogenous materials for lead, hexavalent chromium, and mercury, and 0.01% for cadmium, or qualify for an exemption to these limits as defined in the Annexes of Directive 2000/53/EC (ELV). Regarding the REACH Regulation, the information TE provides on SVHC in articles for this part number is based on the latest European Chemicals Agency (ECHA) ‘Guidance on requirements for substances in articles’ posted at this URL: <https://echa.europa.eu/guidance-documents/guidance-on-reach>

Compatible Parts



TE Part # 1776294-2
TSB23002=EUROPA TERM BLK,8MM

Customers Also Bought



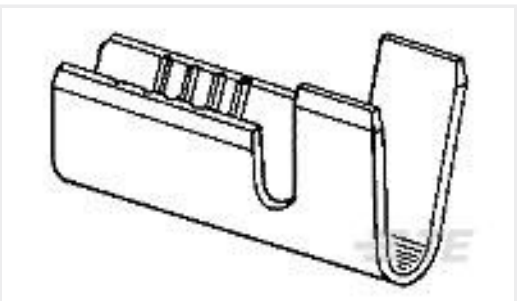
TE Part #5069874011
CGPT-19/9.5-0-SP




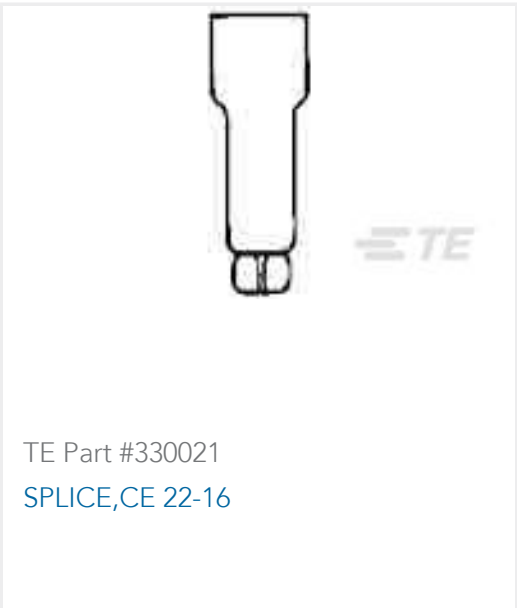
TE Part #EG8105-000
VERSAFIT-1/4-0-15MM



TE Part #8-1879133-0
RN 0603 5K9 0.1% 10PPM 1K RL



TE Part #1742451-1
AMPLIVAR WIRE PIN 600-1400 020BRS



Documents

Product Drawings

TSB23002DS=EUROPA TERM BLK,8MM

English

CAD Files

3D PDF

English

Customer View Model

ENG_CVM_1776293-2_O1.2d_dxf.zip

English

Customer View Model

ENG_CVM_1776293-2_O1.3d_igs.zip

English

Customer View Model

ENG_CVM_1776293-2_O1.3d_stp.zip

English

Customer View Model

ENG_CVM_CVM_1776293-2_O.3d_igs.zip

English

Customer View Model

ENG_CVM_CVM_1776293-2_O.3d_stp.zip

English

Customer View Model

ENG_CVM_CVM_1776293-2_O.2d_dxf.zip

English

3D PDF

3D

1776293-2

2 Position Barrier Strip, Wire-to-Wire, 8 mm [.315 in] Centerline, 1 Row, 250 V, 26 – 12 AWG, .12 – 3.3 mm² Wire, Wire & Cable, Panel Mount



By downloading the CAD file I accept and agree to the [Terms and Conditions](#) of use.

Datasheets & Catalog Pages
BUCHANAN TERMINAL BLOCKS CATALOG - EUROPA TERMINAL BLOCKS
English

Agency Approvals
UL
English