




Connectors > Terminal Blocks & Strips > Barrier Strips



Number of Positions: 6
Barrier Strip Style: **Dual Barrier**
Connector System: **Wire-to-Wire**
Centerline (Pitch): 14.3 mm [.563 in]
Number of Rows: 2

Features

Product Type Features

Block Style	Non-Feed Through
Connector System	Wire-to-Wire
Connector & Contact Terminates To	Wire & Cable

Configuration Features

Number of Levels	1
Number of Positions	6
Number of Rows	2

Electrical Characteristics

Operating Voltage	600 V
-------------------	-------

Body Features

Quick Connect Tab Plating Material	Tin
Primary Product Color	Black
Product Orientation	Vertical
Barrier Strip Style	Dual Barrier



Contact Features

Contact Base Material	Brass
Contact Current Rating (Max)	30 A

Mechanical Attachment

Top Termination Type	Wire Clamp Combo Head
Mounting Options	End Mounting Ears
Screw Plating Material	Nickel
Screw Material	Steel
Thread Size	8-32
Screw Head Type	Combo Phil-Slot
Connector Mounting Type	Panel Mount

Housing Features

Housing Material	PBT
Centerline (Pitch)	14.3 mm[.563 in]

Dimensions

Product Length	111.28 mm[4.38 in]
Wire Size	22 – 10 AWG

Usage Conditions

Operating Temperature Range	-40 – 120 °C[-40 – 248 °F]
-----------------------------	----------------------------

Operation/Application

Circuit Application	Power
---------------------	-------

Industry Standards

UL Flammability Rating	UL 94V-0
------------------------	----------

Packaging Features

Packaging Method	Package
Packaging Quantity	50

Product Compliance

For compliance documentation, visit the product page on TE.com>

EU RoHS Directive 2011/65/EU	Compliant
EU ELV Directive 2000/53/EC	Out of Scope



China RoHS 2 Directive MIIT Order No 32, 2016	No Restricted Materials Above Threshold
EU REACH Regulation (EC) No. 1907/2006	Current ECHA Candidate List: JAN 2025 (247) Candidate List Declared Against: JAN 2025 (247) Does not contain REACH SVHC
Halogen Content	Not Low Halogen - contains Br or Cl > 900 ppm.
Solder Process Capability	Not applicable for solder process capability

Product Compliance Disclaimer

This information is provided based on reasonable inquiry of our suppliers and represents our current actual knowledge based on the information they provided. This information is subject to change. The part numbers that TE has identified as EU RoHS compliant have a maximum concentration of 0.1% by weight in homogenous materials for lead, hexavalent chromium, mercury, PBB, PBDE, DBP, BBP, DEHP, DIBP, and 0.01% for cadmium, or qualify for an exemption to these limits as defined in the Annexes of Directive 2011/65/EU (RoHS2). Finished electrical and electronic equipment products will be CE marked as required by Directive 2011/65/EU. Components may not be CE marked. Additionally, the part numbers that TE has identified as EU ELV compliant have a maximum concentration of 0.1% by weight in homogenous materials for lead, hexavalent chromium, and mercury, and 0.01% for cadmium, or qualify for an exemption to these limits as defined in the Annexes of Directive 2000/53/EC (ELV). Regarding the REACH Regulation, the information TE provides on SVHC in articles for this part number is based on the latest European Chemicals Agency (ECHA) 'Guidance on requirements for substances in articles' posted at this URL: <https://echa.europa.eu/guidance-documents/guidance-on-reach>

Compatible Parts



TE Part # 1986158-6
6P .563" DR, W/C, 600V

Customers Also Bought



TE Part #1658621-4
20 NOVO MIL/CTR 15DP,LEAD FREE



TE Part #2-520401-2
ULTRA-FAST 187 ASY REC 22-18 TPBR



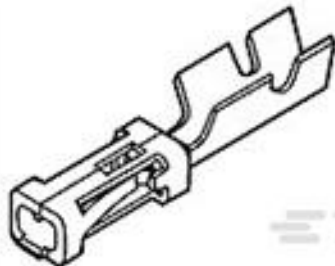
TE Part #382575-2
2MM MINI-SHUNT ASSEMBLY 15 AU




TE Part #102241-2
04 MODIV HG COMP SR .100 POL



TE Part #1318912-1
EP CONN LP REC



TE Part #6-87756-6
MOD IV RECP LP LF



TE Part #52273-2
TERMINAL,PIDG R IR 18 4



TE Part #640388-8
08P MTA156 HDR ASSY RN STR F/L



TE Part #770849-6
06P SL156 HSG W/LCK RMP & TABS



TE Part #5-102202-1
04 MODII HDR SRST SHRD LF

Documents

Product Drawings

6P .563" DR, 600V

English

CAD Files

3D PDF

3D

Customer View Model

ENG_CVM_CVM_1776544-6_B.2d_dxf.zip

English

Customer View Model

ENG_CVM_CVM_1776544-6_B.3d_igs.zip

English

Customer View Model

ENG_CVM_CVM_1776544-6_B.3d_stp.zip

English

By downloading the CAD file I accept and agree to the [Terms and Conditions](#) of use.

Datasheets & Catalog Pages

BUCHANAN TERMINAL BLOCKS CATALOG - BARRIER STRIPS

English

1-1773458-2_BARRIER_STRIPS_QUICK_REFERENCE_GUIDE

English