



Connectors > Terminal Blocks & Strips > Barrier Strips



Number of Positions: 2

Barrier Strip Style: **Tri-Barrier**

Bottom Termination Type: **Quick Connect Tab**

Connector System: **Wire-to-Panel**

Centerline (Pitch): **9.53 mm [.375 in]**

Features

Product Type Features

Block Style	Insulated Turret
Connector System	Wire-to-Panel
Connector & Contact Terminates To	Wire & Cable

Configuration Features

Number of Levels	1
Number of Positions	2
Number of Rows	1

Electrical Characteristics

Operating Voltage	300 V
-------------------	-------

Body Features

Primary Product Color	Black
Product Orientation	Vertical
Barrier Strip Style	Tri-Barrier



Contact Features

Contact Base Material	Copper Alloy
Mating Tab Thickness	4.75 mm[.187 in]
PCB Contact Termination Area Plating Material	Tin
Mating Tab Width	.81 mm[.032 in]
Contact Current Rating (Max)	20 A

Termination Features

Bottom Termination Type	Quick Connect Tab
-------------------------	-------------------

Mechanical Attachment

Top Termination Type	Binding Combo Head
Mounting Options	End Mounting Ears
Screw Plating Material	Zinc Chromate
Screw Material	Steel
Thread Size	6-32
Screw Head Type	Combo Phil-Slot
Connector Mounting Type	Panel Mount

Housing Features

Housing Material	Thermoplastic
Centerline (Pitch)	9.53 mm[.375 in]

Dimensions

Product Length	36.7 mm[1.445 in]
Wire Size	22 – 12 AWG

Usage Conditions

Operating Temperature Range	0 – 105 °C[32 – 221 °F]
-----------------------------	-------------------------

Operation/Application

Circuit Application	Power
---------------------	-------

Industry Standards

UL Flammability Rating	UL 94V-0
------------------------	----------

Packaging Features

Packaging Method	Package
Packaging Quantity	200



Product Compliance


For compliance documentation, visit the product page on TE.com>

EU RoHS Directive 2011/65/EU	Compliant
EU ELV Directive 2000/53/EC	Not Yet Reviewed
China RoHS 2 Directive MIIT Order No 32, 2016	No Restricted Materials Above Threshold
EU REACH Regulation (EC) No. 1907/2006	Current ECHA Candidate List: JAN 2025 (247) Candidate List Declared Against: JUNE 2024 (241) Does not contain REACH SVHC
Halogen Content	Low Halogen - Br, Cl, F, I < 900 ppm per homogenous material. Also BFR/CFR/PVC Free
Solder Process Capability	Not applicable for solder process capability

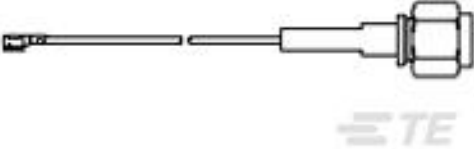
Product Compliance Disclaimer

This information is provided based on reasonable inquiry of our suppliers and represents our current actual knowledge based on the information they provided. This information is subject to change. The part numbers that TE has identified as EU RoHS compliant have a maximum concentration of 0.1% by weight in homogenous materials for lead, hexavalent chromium, mercury, PBB, PBDE, DBP, BBP, DEHP, DIBP, and 0.01% for cadmium, or qualify for an exemption to these limits as defined in the Annexes of Directive 2011/65/EU (RoHS2). Finished electrical and electronic equipment products will be CE marked as required by Directive 2011/65/EU. Components may not be CE marked. Additionally, the part numbers that TE has identified as EU ELV compliant have a maximum concentration of 0.1% by weight in homogenous materials for lead, hexavalent chromium, and mercury, and 0.01% for cadmium, or qualify for an exemption to these limits as defined in the Annexes of Directive 2000/53/EC (ELV). Regarding the REACH Regulation, the information TE provides on SVHC in articles for this part number is based on the latest European Chemicals Agency (ECHA) ‘Guidance on requirements for substances in articles’ posted at this URL: <https://echa.europa.eu/guidance-documents/guidance-on-reach>


Customers Also Bought




TE Part #2-1437662-3
BC6-Q308-02=BC6 ASSEMBLY



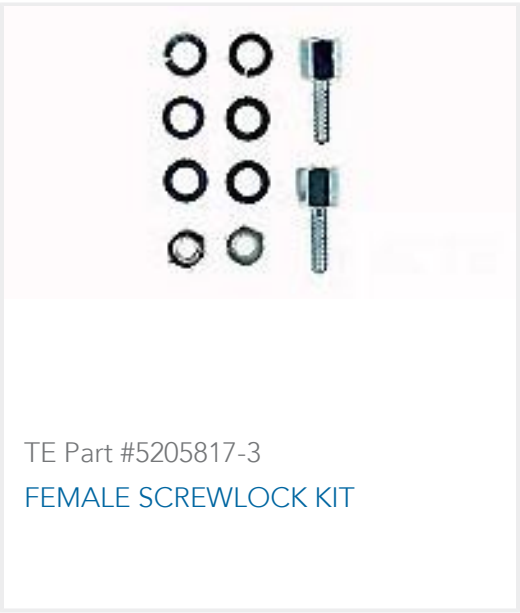
TE Part #2032439-1
RF CA,UMCC1 TO SMA PLUG,1.37 MM,L200MM



TE Part #2-2176412-5
5W XSM M/OX 5% 51R



TE Part #1-2176412-7
5W XSM M/OX 5% 24R



Documents

Product Drawings
BC6-F307-02, BC6 Series

English

CAD Files
Customer View Model
ENG_CVM_CVM_1776897-2_C.2d_dxf.zip

English

3D PDF

3D

Customer View Model
ENG_CVM_CVM_1776897-2_C.3d_igs.zip

English

Customer View Model
ENG_CVM_CVM_1776897-2_C.3d_stp.zip

English

By downloading the CAD file I accept and agree to the [Terms and Conditions](#) of use.

Datasheets & Catalog Pages
1-1773458-2_BARRIER_STRIPS_QUICK_REFERENCE_GUIDE

English