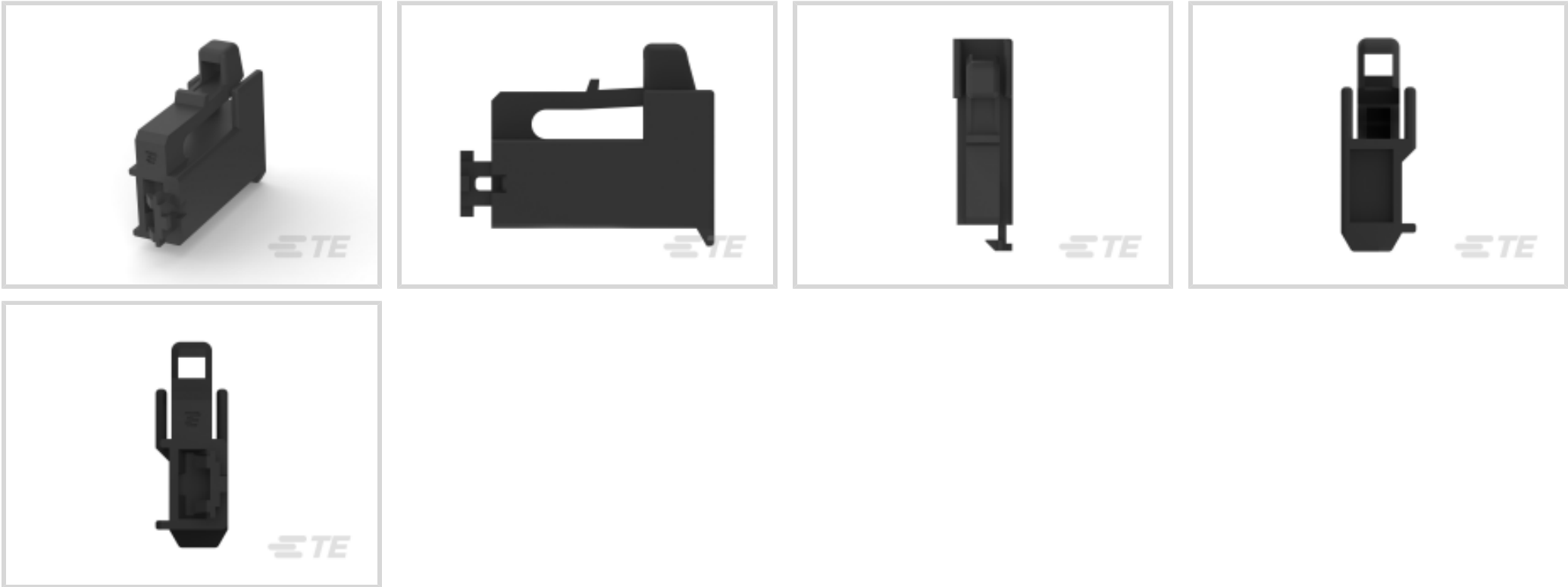




Terminals & Splices > Terminal Housings, Insulation Sleeves & Blocks > Crimp Terminal Housings



Terminal Type: **Receptacle**
Connector & Housing Type: **Plug**
Number of Positions: **1**
Terminal Orientation: **Straight**
UL Flammability Rating: **UL 94V-0**

Features

Product Type Features

Connector & Contact Terminates To	Wire & Cable
Sealable	No
Connector & Housing Type	Plug

Configuration Features

Number of Positions	1
---------------------	---

Body Features

Primary Product Color	Gray
-----------------------	------

Contact Features

Terminal Type	Receptacle
Terminal Orientation	Straight
Contact Mating Retention	With

Mechanical Attachment

Mating Retention Type	Double Lock
-----------------------	-------------



Mating Alignment	With
Connector Mounting Type	Cable Mount (Free-Hanging)

Housing Features

Housing Material	PBT
------------------	-----

Dimensions

Product Width	25 mm[.984 in]
Product Length	8 mm[.314 in]
Product Height	10 mm[.394 in]

Usage Conditions

Operating Temperature Range	-40 – 120 °C[-40 – 248 °F]
-----------------------------	----------------------------

Industry Standards

UL Flammability Rating	UL 94V-0
------------------------	----------

Packaging Features

Packaging Quantity	100
Packaging Method	Bag

Product Compliance

For compliance documentation, visit the product page on TE.com>

EU RoHS Directive 2011/65/EU	Compliant
EU ELV Directive 2000/53/EC	Compliant
China RoHS 2 Directive MIIT Order No 32, 2016	No Restricted Materials Above Threshold
EU REACH Regulation (EC) No. 1907/2006	Current ECHA Candidate List: JAN 2025 (247) Candidate List Declared Against: JAN 2025 (247) Does not contain REACH SVHC
Halogen Content	BFR/CFR/PVC Free, but Br/Cl >900 ppm in other sources.
Solder Process Capability	Not applicable for solder process capability


Product Compliance Disclaimer

This information is provided based on reasonable inquiry of our suppliers and represents our current actual knowledge based on the information they provided. This information is subject to change. The part numbers that TE has identified as EU RoHS compliant have a maximum concentration of 0.1% by weight in homogenous materials for lead, hexavalent chromium, mercury, PBB, PBDE, DBP, BBP, DEHP, DIBP, and 0.01% for cadmium, or qualify for an exemption to these limits as defined in the Annexes of Directive 2011/65/EU (RoHS2). Finished electrical and electronic equipment products will be CE marked as required by Directive 2011/65/EU. Components may not be CE marked. Additionally, the part numbers that TE has identified as EU ELV compliant have a maximum concentration of 0.1% by weight in homogenous




materials for lead, hexavalent chromium, and mercury, and 0.01% for cadmium, or qualify for an exemption to these limits as defined in the Annexes of Directive 2000/53/EC (ELV). Regarding the REACH Regulation, the information TE provides on SVHC in articles for this part number is based on the latest European Chemicals Agency (ECHA) 'Guidance on requirements for substances in articles' posted at this URL: <https://echa.europa.eu/guidance-documents/guidance-on-reach>


Compatible Parts




TE Part # 1-172128-1
FF 250 PLUG HSG 1P NYLON NAT




TE Part # 176992-1
250 DBL LOCK CAP IKEI 2P NAT



TE Part # 176986-1
FF 250 PLUG HSG 1P NYLON NAT




TE Part # 176986-2
FF 250 PLUG HSG 1P NYLON BLACK

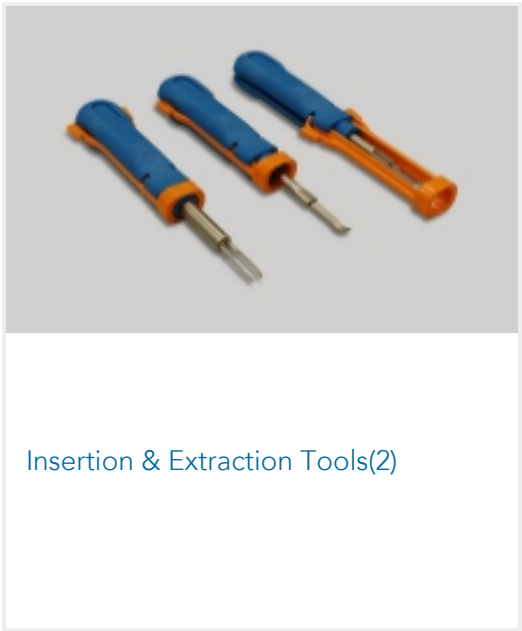


TE Part # 172127-2
FF 250 PLUG HSG 1P NYLON BLACK

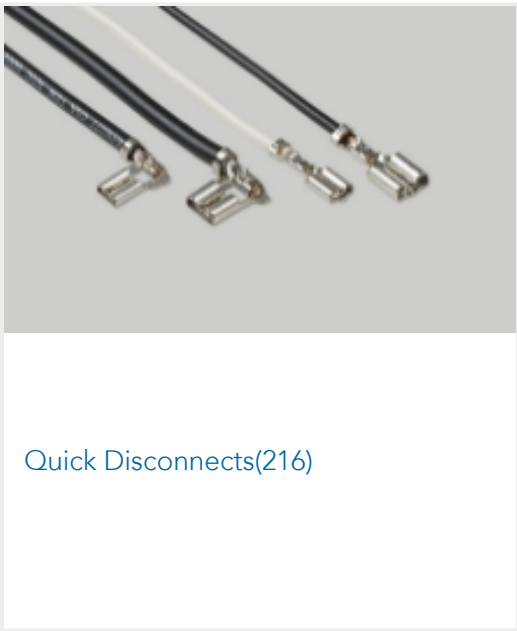
Also in the Series | FASTIN-FASTON 250



Crimp Terminal Housings(195)




Insertion & Extraction Tools(2)




Quick Disconnects(216)


Customers Also Bought



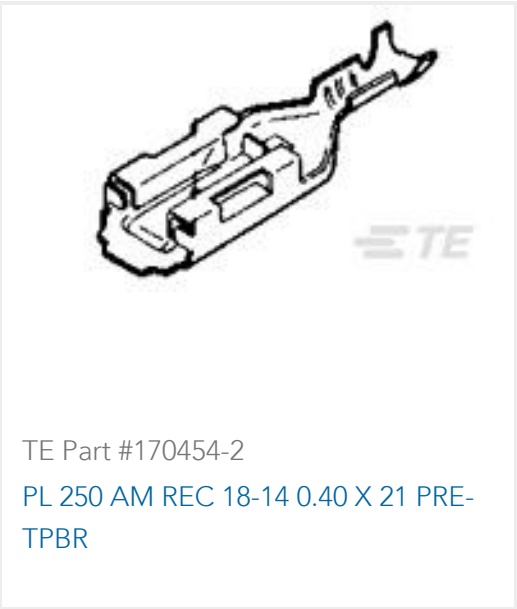
TE Part #2069748-2
0.64II CONNECTOR 1ROW 4POS
PLUG HOUSING



TE Part #CAT-T319-CH8172
TH/.025 CONNECTOR SYSTEM,
HOUSING



TE Part #1612124-8
1DIA SOCKET AU



TE Part #170454-2
PL 250 AM REC 18-14 0.40 X 21 PRE-
TPBR



Documents

Product Drawings

DOUBLE LOCK CONNECTOR 250 ASSEMBLY

Japanese

CAD Files

3D PDF

3D

Customer View Model

ENG_CVM_CVM_178471-2_B.2d_dxf.zip

English

Customer View Model

ENG_CVM_CVM_178471-2_B.3d_igs.zip

English

Customer View Model

ENG_CVM_CVM_178471-2_B.3d_stp.zip

English

By downloading the CAD file I accept and agree to the [Terms and Conditions](#) of use.

Product Specifications

Product Specification

Japanese

.250 SERIES DOUBLE LOCK CONNECTOR

Japanese

Instruction Sheets

Instruction Sheet (U.S.)

Japanese

Instruction Sheet (U.S.)

English