




Connectors > PCB Connectors > Backplane Connectors > High Speed Backplane Connectors



Number of Positions: 96
Row-to-Row Spacing: 1.4 mm [.055 in]
Mating Alignment: With
Mating Alignment Type: Guide Slot
Number of Rows: 12

Features

Product Type Features

Signal Arrangement	Differential
Connector & Contact Terminates To	Printed Circuit Board
Connector System	Board-to-Board
Backplane Module Type	Center
PCB Connector Type	PCB Mount Header
Shroud Style	Partially Shrouded

Configuration Features

Number of Pairs	32
Number of Signal Positions	64
Backplane Architecture	Co-Planar
Stackable	No
Pairs per Column	4
Number of Positions	96
Number of Rows	12



Number of Columns	8
PCB Mount Orientation	Right Angle

Electrical Characteristics

Operating Voltage	250 VAC
Impedance	100 Ω

Signal Characteristics

Data Rate	10 Gb/s
Differential Impedance	100 Ω
Number of Differential Pairs per Column	4

Body Features

Shield Material	Phosphor Bronze
Primary Product Color	Black

Contact Features

PCB Contact Termination Area Plating Material Finish	Matte
PCB Contact Termination Area Plating Material Thickness	.5 μm[20 μin]
Contact Shape & Form	Rectangular
Contact Mating Area Plating Material	Gold (Au)
Contact Mating Area Length	6 mm[.236 in]
Contact Base Material	Phosphor Bronze
PCB Contact Termination Area Plating Material	Tin
Contact Type	Pin
Contact Current Rating (Max)	.5 A

Termination Features

Termination Method to PCB	Through Hole - Press-Fit
Termination Post & Tail Length	2.2 mm[.087 in]

Mechanical Attachment

Guide Hardware	Without
PCB Mount Retention	With
Mating Retention	Without
PCB Mount Retention Type	Action/Compliant Tail
PCB Mount Alignment	Without
Mating Alignment	With



Mating Alignment Type	Guide Slot
Connector Mounting Type	Board Mount

Housing Features

Number of Shrouded Sides	2
End Wall Location	Open
Housing Material	LCP
Centerline (Pitch)	1.9 mm[.075 in]

Dimensions

Connector Width	33 mm
PCB Thickness (Recommended)	1.57 mm[.062 in]
Connector Height	20.2 mm
PCB Hole Diameter	.47 mm
Connector Length	15.35 mm
Row-to-Row Spacing	1.4 mm[.055 in]

Usage Conditions

Operating Temperature Range	-65 – 90 °C[-85 – 194 °F]
-----------------------------	---------------------------

Operation/Application

Circuit Application	Signal
---------------------	--------

Industry Standards

Compatible With Agency/Standards Products	UL
UL Flammability Rating	UL 94V-0
Compatible With Approved Standards Products	UL E28476

Packaging Features

Packaging Method	Box & Tube, Tube
------------------	------------------

Product Compliance

For compliance documentation, visit the product page on TE.com>

EU RoHS Directive 2011/65/EU	Compliant
EU ELV Directive 2000/53/EC	Compliant
China RoHS 2 Directive MIIT Order No 32, 2016	No Restricted Materials Above Threshold
EU REACH Regulation (EC) No. 1907/2006	Current ECHA Candidate List: JAN 2025 (247)



Candidate List Declared Against: JAN 2025 (247)
Does not contain REACH SVHC

Halogen Content	Low Halogen - Br, Cl, F, I < 900 ppm per homogenous material. Also BFR/CFR/PVC Free
Solder Process Capability	Not applicable for solder process capability

Product Compliance Disclaimer


This information is provided based on reasonable inquiry of our suppliers and represents our current actual knowledge based on the information they provided. This information is subject to change. The part numbers that TE has identified as EU RoHS compliant have a maximum concentration of 0.1% by weight in homogenous materials for lead, hexavalent chromium, mercury, PBB, PBDE, DBP, BBP, DEHP, DIBP, and 0.01% for cadmium, or qualify for an exemption to these limits as defined in the Annexes of Directive 2011/65/EU (RoHS2). Finished electrical and electronic equipment products will be CE marked as required by Directive 2011/65/EU. Components may not be CE marked. Additionally, the part numbers that TE has identified as EU ELV compliant have a maximum concentration of 0.1% by weight in homogenous materials for lead, hexavalent chromium, and mercury, and 0.01% for cadmium, or qualify for an exemption to these limits as defined in the Annexes of Directive 2000/53/EC (ELV). Regarding the REACH Regulation, the information TE provides on SVHC in articles for this part number is based on the latest European Chemicals Agency (ECHA) 'Guidance on requirements for substances in articles' posted at this URL: <https://echa.europa.eu/guidance-documents/guidance-on-reach>

Compatible Parts



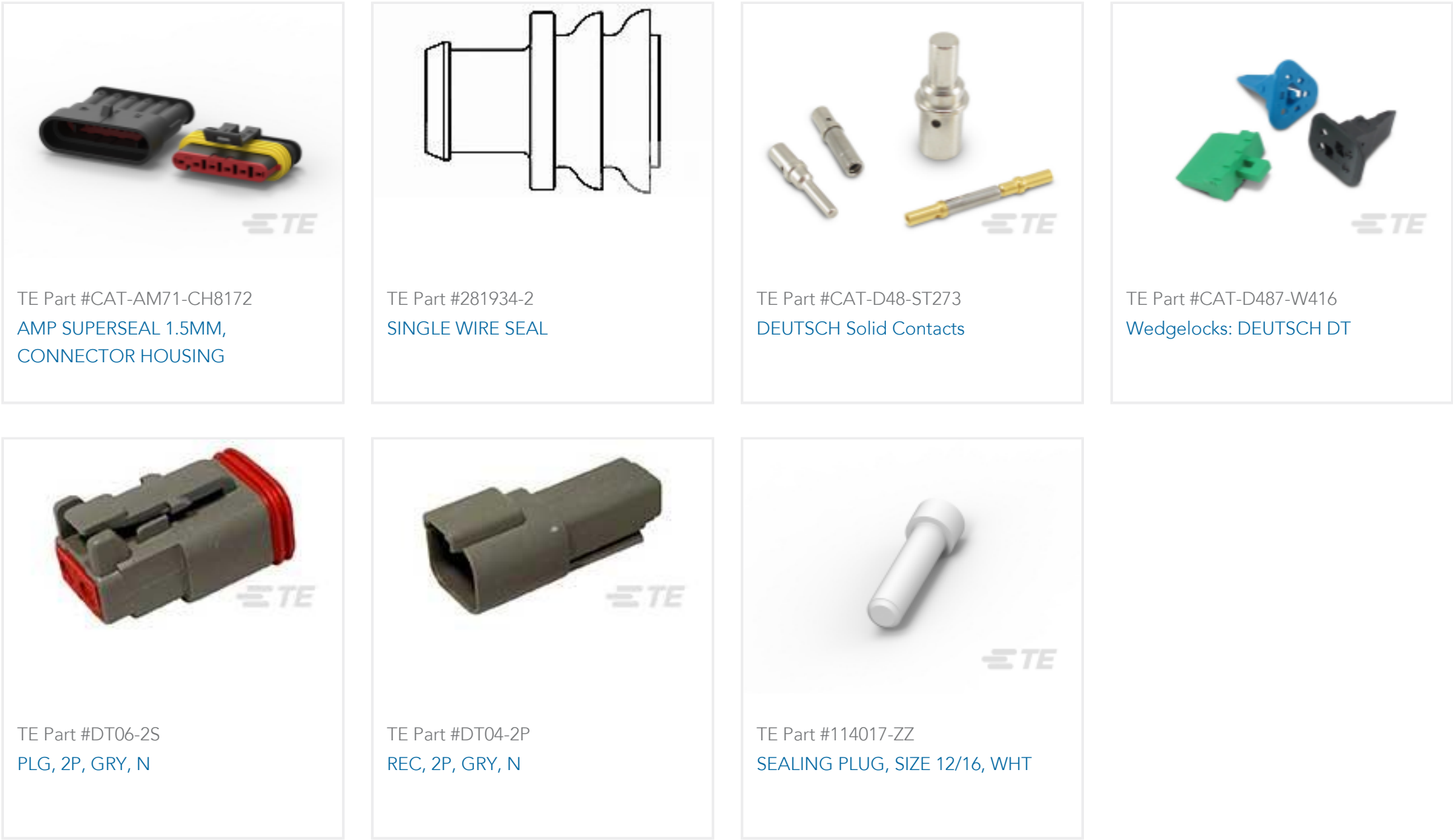
TE Part # 1934222-1
Tin Man Recpt Assy 4Pair8Column

Also in the Series | Z-PACK TinMan



High Speed Backplane Connectors(68)

Customers Also Bought



Documents

Product Drawings

Tinman R/A Header Assy 4x8 Open

English

CAD Files

3D PDF

3D

Customer View Model

ENG_CVM_CVM_1934353-1_B.3d_igs.zip

English

Customer View Model

ENG_CVM_CVM_1934353-1_B.3d_stp.zip

English

Customer View Model

ENG_CVM_CVM_1934353-1_B.2d_dxf.zip

English

By downloading the CAD file I accept and agree to the [Terms and Conditions](#) of use.

Datasheets & Catalog Pages

High Speed Backplane Connectors catalog - Z-PACK TinMan High Speed, High Density Backplane Connector

English

Product Specifications

Application Specification

English