




Connectors > PCB Connectors > Backplane Connectors > High Speed Backplane Connectors



Number of Positions: 120

Row-to-Row Spacing: 1.4 mm [.055 in]

Mating Alignment: With

Mating Alignment Type: Guide Slot

Number of Rows: 12

Features

Product Type Features

Signal Arrangement	Differential
Connector & Contact Terminates To	Printed Circuit Board
Connector System	Board-to-Board
PCB Connector Type	PCB Mount Receptacle
Shroud Style	Unshrouded

Configuration Features

Number of Pairs	40
Number of Signal Positions	80
Backplane Architecture	Mezzanine
Stackable	Yes
Pairs per Column	4
Number of Positions	120
Number of Rows	12
Number of Columns	10



PCB Mount Orientation	Vertical
-----------------------	----------

Electrical Characteristics

Operating Voltage	250 VAC
Impedance	85 Ω

Signal Characteristics

Data Rate	10 Gb/s
Differential Impedance	100 Ω
Number of Differential Pairs per Column	4

Body Features

Primary Product Color	Black
-----------------------	-------

Contact Features

PCB Contact Termination Area Plating Material Finish	Matte
PCB Contact Termination Area Plating Material Thickness	.5 μm[20 μin]
Contact Shape & Form	Dual Beam
Contact Mating Area Plating Material	Gold (Au)
Contact Base Material	Phosphor Bronze
PCB Contact Termination Area Plating Material	Tin
Contact Type	Receptacle
Contact Current Rating (Max)	.5 A

Termination Features

Termination Method to PCB	Through Hole - Press-Fit
Termination Post & Tail Length	2.2 mm[.087 in]

Mechanical Attachment

Guide Hardware	Without
PCB Mount Retention	With
Mating Retention	Without
PCB Mount Retention Type	Action/Compliant Tail
PCB Mount Alignment	Without
Mating Alignment	With
Mating Alignment Type	Guide Slot
Connector Mounting Type	Board Mount

Housing Features



Number of Shrouded Sides	0
End Wall Location	None
Housing Material	LCP
Centerline (Pitch)	1.9 mm[.075 in]

Dimensions

Connector Width	20.2 mm
PCB Thickness (Recommended)	1.57 mm[.062 in]
Connector Height	13.2 mm
PCB Hole Diameter	.47 mm
Connector Length	19.15 mm
Row-to-Row Spacing	1.4 mm[.055 in]

Usage Conditions

Operating Temperature Range	-65 – 90 °C[-85 – 194 °F]
-----------------------------	---------------------------

Operation/Application

Circuit Application	Signal
---------------------	--------

Industry Standards

Compatible With Agency/Standards Products	UL
UL Flammability Rating	UL 94V-0
Compatible With Approved Standards Products	UL E28476

Packaging Features

Packaging Method	Box & Tube, Tube
------------------	------------------

Product Compliance

For compliance documentation, visit the product page on [TE.com](#)>

EU RoHS Directive 2011/65/EU	Compliant
EU ELV Directive 2000/53/EC	Compliant
China RoHS 2 Directive MIIT Order No 32, 2016	No Restricted Materials Above Threshold
EU REACH Regulation (EC) No. 1907/2006	Current ECHA Candidate List: JAN 2025 (247) Candidate List Declared Against: JAN 2025 (247) Does not contain REACH SVHC
Halogen Content	Low Halogen - Br, Cl, F, I < 900 ppm per homogenous material. Also BFR/CFR/PVC



Free

Solder Process Capability

Not applicable for solder process capability

Product Compliance Disclaimer

This information is provided based on reasonable inquiry of our suppliers and represents our current actual knowledge based on the information they provided. This information is subject to change. The part numbers that TE has identified as EU RoHS compliant have a maximum concentration of 0.1% by weight in homogenous materials for lead, hexavalent chromium, mercury, PBB, PBDE, DBP, BBP, DEHP, DIBP, and 0.01% for cadmium, or qualify for an exemption to these limits as defined in the Annexes of Directive 2011/65/EU (RoHS2). Finished electrical and electronic equipment products will be CE marked as required by Directive 2011/65/EU. Components may not be CE marked. Additionally, the part numbers that TE has identified as EU ELV compliant have a maximum concentration of 0.1% by weight in homogenous materials for lead, hexavalent chromium, and mercury, and 0.01% for cadmium, or qualify for an exemption to these limits as defined in the Annexes of Directive 2000/53/EC (ELV). Regarding the REACH Regulation, the information TE provides on SVHC in articles for this part number is based on the latest European Chemicals Agency (ECHA) ‘Guidance on requirements for substances in articles’ posted at this URL: <https://echa.europa.eu/guidance-documents/guidance-on-reach>

Compatible Parts



TE Part # 1934313-1  
Tin Man Header Assy 4x10left



TE Part # 1934312-1  
TinMan Header Assy 4x10Double




TE Part # 1934314-1  
Tin Man Assy4x10Right



TE Part # 1934311-1  
Tin Man Header Assy4x10Open

Also in the Series | Z-PACK TinMan



High Speed Backplane Connectors(68)

Customers Also Bought



TE Part #5-2384030-8  
PCIE5,SMT,1.9TAB+C-POS,164P,30",F-ML,HT"



TE Part #5-2384030-3  
PCIE5,SMT,1.9TAB+C-POS,98P,30",10 ML,HT"




TE Part #3-5353515-0  
ON TAPING (EMBOSS) 0.5MM FS CONN. TAB AS




TE Part #2187724-1  
SW PIR HDR BP, 92OHM, 4X4 OEW

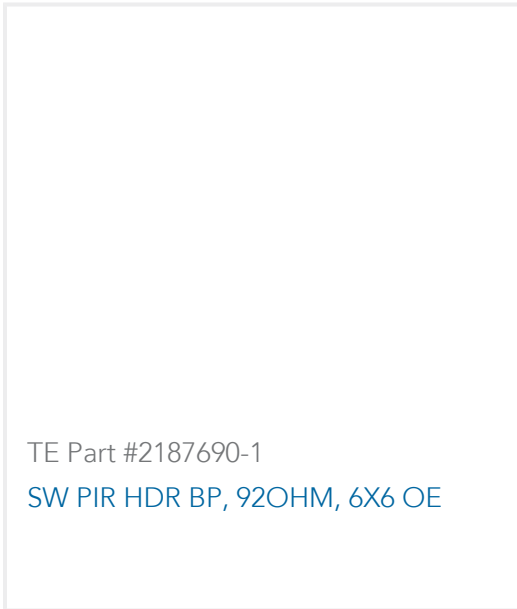





TE Part #1934359-1  
TinMan R/A Header Assy 3x8 Ope



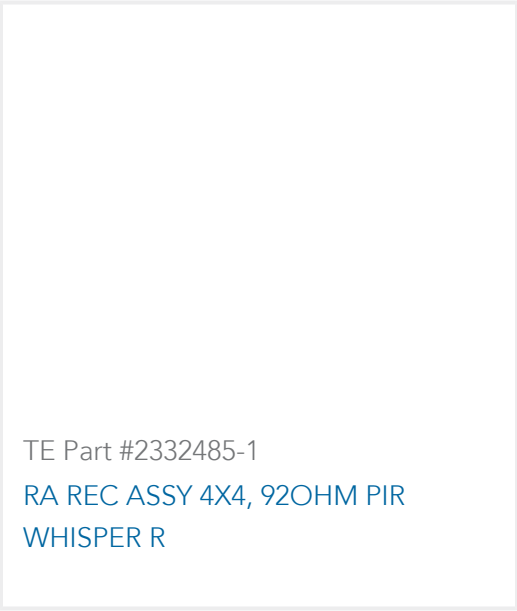
TE Part #2204403-1  
MULTI-BEAM HD R/A REC.2P




TE Part #2187690-1  
SW PIR HDR BP, 92OHM, 6X6 OE



TE Part #2187282-1  
SW PIR RECT, 100OHM, 4X4



TE Part #2332485-1  
RA REC ASSY 4X4, 92OHM PIR  
WHISPER R



TE Part #2325259-1  
RA REC ASSY 4X6, 92OHM PIR  
WHISPER R

Documents

Product Drawings

Tinman Vt Rcpt Assy 4pr 10col

English

CAD Files

Customer View Model

ENG\_CVM\_1934544-1\_2.3d\_igs.zip

English

Customer View Model

ENG\_CVM\_1934544-1\_2.3d\_stp.zip

English

Customer View Model

ENG\_CVM\_1934544-1\_2.2d\_dxf.zip

English

3D PDF

English

By downloading the CAD file I accept and agree to the [Terms and Conditions](#) of use.

Datasheets & Catalog Pages

High Speed Backplane Connectors catalog - Z-PACK TinMan High Speed, High Density Backplane Connector

English

Stacking Connectors Quick Reference Guide (English)

English

Product Specifications

Application Specification

English

1934544-1

120 Position High Speed Backplane Connector, 12 Row, 10 Column, PCB Mount  
Receptacle, Vertical, Unshrouded, 1.9 mm [.075 in] Centerline, Z-PACK TinMan

