



Terminals & Splices > Terminal Housings, Insulation Sleeves & Blocks > Crimp Terminal Housings



Terminal Type: **Receptacle**
Connector & Housing Type: **Receptacle**
Number of Positions: **1**
Terminal Orientation: **Straight**
UL Flammability Rating: **UL 94V-0**

Features

Product Type Features

Connector & Contact Terminates To	Wire & Cable
Sealable	No
Connector System	Wire-to-Board, Wire-to-Wire
Connector & Housing Type	Receptacle

Configuration Features

Number of Positions	1
---------------------	---

Body Features

Primary Product Color	Natural
-----------------------	---------

Contact Features

Terminal Type	Receptacle
Terminal Orientation	Straight
Contact Mating Retention	With

Mechanical Attachment

--



Mating Alignment Type	Polarization
Mating Retention Type	Latch
Mating Alignment	With
Connector Mounting Type	Cable Mount (Free-Hanging)

Housing Features

Housing Material	Nylon
------------------	-------

Usage Conditions

Operating Temperature Range	-40 – 130 °C[-40 – 266 °F]
-----------------------------	----------------------------

Industry Standards

UL Flammability Rating	UL 94V-0
------------------------	----------

Packaging Features

Packaging Quantity	1
Packaging Method	Carton

Product Compliance

For compliance documentation, visit the product page on TE.com>

EU RoHS Directive 2011/65/EU	Compliant
EU ELV Directive 2000/53/EC	Compliant
China RoHS 2 Directive MIIT Order No 32, 2016	No Restricted Materials Above Threshold
EU REACH Regulation (EC) No. 1907/2006	Current ECHA Candidate List: JAN 2025 (247) Candidate List Declared Against: JAN 2025 (247) Does not contain REACH SVHC
Halogen Content	Low Halogen - Br, Cl, F, I < 900 ppm per homogenous material. Also BFR/CFR/PVC Free
Solder Process Capability	Not reviewed for solder process capability

Product Compliance Disclaimer

This information is provided based on reasonable inquiry of our suppliers and represents our current actual knowledge based on the information they provided. This information is subject to change. The part numbers that TE has identified as EU RoHS compliant have a maximum concentration of 0.1% by weight in homogenous materials for lead, hexavalent chromium, mercury, PBB, PBDE, DBP, BBP, DEHP, DIBP, and 0.01% for cadmium, or qualify for an exemption to these limits as defined in the Annexes of Directive 2011/65/EU (RoHS2). Finished electrical and electronic equipment products will be CE marked as required by Directive 2011/65/EU. Components may not be CE marked. Additionally, the part numbers that TE has identified as EU ELV compliant have a maximum concentration of 0.1% by weight in homogenous materials for lead, hexavalent chromium, and mercury, and 0.01% for cadmium, or qualify for an exemption to these limits as defined in the Annexes of Directive 2000/53/EC (ELV). Regarding the REACH Regulation, the information TE provides on SVHC in articles for this part number is based on the latest European Chemicals Agency (ECHA) 'Guidance on



requirements for substances in articles’ posted at this URL: <https://echa.europa.eu/guidance-documents/guidance-on-reach>

Compatible Parts




TE Part # 1742975-1
110 PL REC. 22-18AWG TPBR


Also in the Series | Positive Lock 110




Connector Hardware(2)



Crimp Terminal Housings(29)




Insertion & Extraction Tools(1)




Quick Disconnects(15)

Also in the Series | Mark III



Crimp Terminal Housings(29)



Quick Disconnects(15)

Customers Also Bought



TE Part #1742975-1
110 PL REC. 22-18AWG TPBR



TE Part #1971781-2
PTL RECEPTACLE CONTACT, 14 AWG



TE Part #2825211-1
VAL-U-LOK SKT HCS SN 18-22AWG



TE Part #7-2232265-3
PTL 1X3 PLUG HSG GLW WIRE KEY C GRN

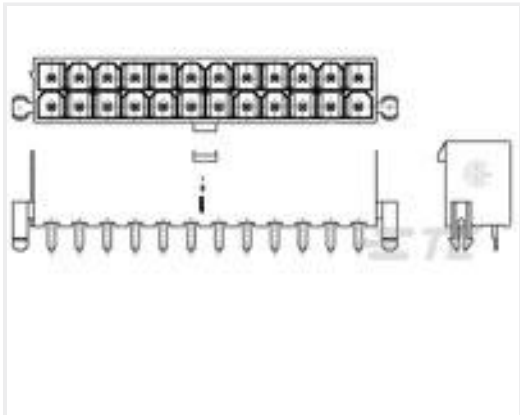




TE Part #1-1969705-1
250 FASTON HSG., FLAG, REC., 3 POS,
NATURAL



TE Part #925387-2
110 FASTON HSG. REC. 1P CLEAR



TE Part #2029265-2
2P VAL-U-LOK VRTHDR W/PGS GW



TE Part #1969614-2
2P RCPT VAL-U-LOK V0



TE Part #1971786-2
PTL TAB CONTACT, 20 - 24 AWG



TE Part #63498-1
PL 187 TERMINAL REC 20-16 AWG
TPBR

Documents

Product Drawings

POSITIVE LOCK .110 HOUSING RECEPTACLE

English

CAD Files

3D PDF

3D

Customer View Model

ENG_CVM_CVM_1969534-1_B.2d_dxf.zip

English

Customer View Model

ENG_CVM_CVM_1969534-1_B.3d_igs.zip

English

Customer View Model

ENG_CVM_CVM_1969534-1_B.3d_stp.zip

English

By downloading the CAD file I accept and agree to the [Terms and Conditions](#) of use.

Datasheets & Catalog Pages

.110 Low Profile Positive Lock Receptacle and Housing

English

Product Specifications

Engineering Report

English

Agency Approvals

UL Report

1969534-1

Receptacle, Receptacle, 1 Position, Straight, UL 94V-0, Natural, Nylon, Cable Mount (Free-Hanging), Carton, Positive Lock 110, Crimp Terminal Housings



English