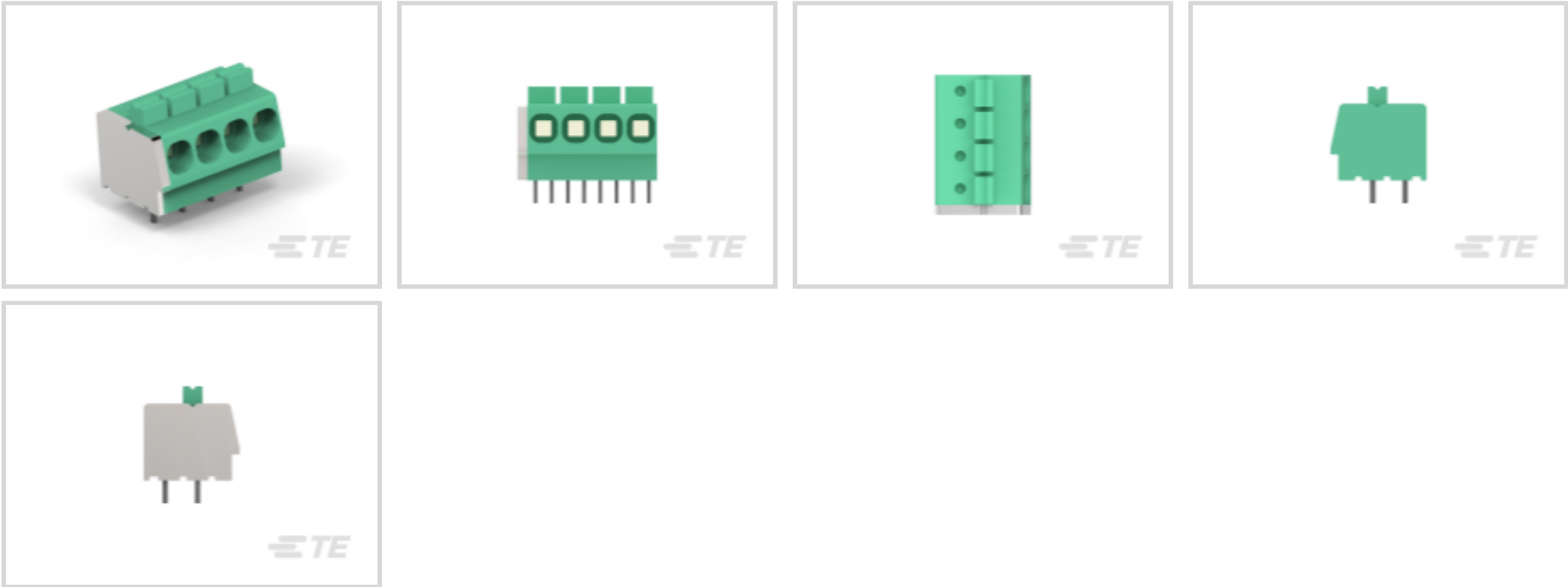




Connectors > Terminal Blocks & Strips > PCB Terminal Blocks



Number of Positions: 2

Terminal Block Connector Type: **Header**

Connector System: **Wire-to-Board**

Centerline (Pitch): **5 mm [.197 in]**

Number of Rows: 2

Features

Product Type Features

Wire Protection	With
Terminal Block Connector Type	Header
Connector System	Wire-to-Board
Connector & Contact Terminates To	Printed Circuit Board

Configuration Features

Stacking Configuration	Side Stackable
Number of Positions	2
Number of Rows	2
Wire Entry Angle	90°
Wire Entry Location	Side

Electrical Characteristics

Operating Voltage	300 VAC
-------------------	---------

Body Features

Primary Product Color	Green
-----------------------	-------



Lever Color	White
Product Orientation	Vertical

Contact Features

Contact Mating Area Plating Material	Tin (Sn)
Contact Mating Area Length	3.5 mm[.138 in]
Contact Base Material	Copper Alloy
Contact Current Rating (Max)	16 A

Termination Features

Termination Post & Tail Length	3.5 mm[.138 in]
Termination Method to PCB	Through Hole - Solder
Termination Method to Wire & Cable	Push-in

Mechanical Attachment

Connector Mounting Type	Board Mount
-------------------------	-------------

Housing Features

Housing Material	Polyamide
Centerline (Pitch)	5 mm[.197 in]

Dimensions

Wire Size	30 – 12 AWG
-----------	-------------

Usage Conditions

Operating Temperature Range	-40 – 110 °C[-40 – 230 °F]
-----------------------------	----------------------------

Operation/Application

Circuit Application	Power & Signal
---------------------	----------------

Packaging Features

Packaging Quantity	300
--------------------	-----

Product Compliance

For compliance documentation, visit the product page on TE.com>

EU RoHS Directive 2011/65/EU	Compliant
EU ELV Directive 2000/53/EC	Compliant
China RoHS 2 Directive MIIT Order No 32, 2016	No Restricted Materials Above Threshold
EU REACH Regulation (EC) No. 1907/2006	Current ECHA Candidate List: JAN 2025 (247)



Candidate List Declared Against: JAN 2025
(247)
Does not contain REACH SVHC

Halogen Content	Low Halogen - Br, Cl, F, I < 900 ppm per homogenous material. Also BFR/CFR/PVC Free
-----------------	---

Solder Process Capability	Wave solder capable to 265°C
---------------------------	------------------------------

Product Compliance Disclaimer

This information is provided based on reasonable inquiry of our suppliers and represents our current actual knowledge based on the information they provided. This information is subject to change. The part numbers that TE has identified as EU RoHS compliant have a maximum concentration of 0.1% by weight in homogenous materials for lead, hexavalent chromium, mercury, PBB, PBDE, DBP, BBP, DEHP, DIBP, and 0.01% for cadmium, or qualify for an exemption to these limits as defined in the Annexes of Directive 2011/65/EU (RoHS2). Finished electrical and electronic equipment products will be CE marked as required by Directive 2011/65/EU. Components may not be CE marked. Additionally, the part numbers that TE has identified as EU ELV compliant have a maximum concentration of 0.1% by weight in homogenous materials for lead, hexavalent chromium, and mercury, and 0.01% for cadmium, or qualify for an exemption to these limits as defined in the Annexes of Directive 2000/53/EC (ELV). Regarding the REACH Regulation, the information TE provides on SVHC in articles for this part number is based on the latest European Chemicals Agency (ECHA) 'Guidance on requirements for substances in articles' posted at this URL: <https://echa.europa.eu/guidance-documents/guidance-on-reach>

Compatible Parts




TE Part # 1986712-2
SCREWLESS, SW,2P,5.08 PCB




TE Part # 1986774-2
SCREWLESS, SW,2P,5.0 PCB, Low Amp

Customers Also Bought




TE Part #1986711-8
SCREWLESS, SW,8P,5.0 PCB



TE Part #2-2176338-3
CRGCQ 0402 4K7 5%



TE Part #5-146869-1
B/A REELED DRST HDR ASSY 30 LF



TE Part #1-770166-0
02P MINI-UMNL ASSY VO SNNI*





TE Part #NB25862001
[SCL-3/16-0-STK](#)



TE Part #1-1986711-0
[SCREWLESS, SW,10P,5.0 PCB](#)



TE Part #2-292175-2
[CT BOX HDR V SMT 2P O/TAPE BLA](#)



TE Part #280919-2
[FF 187 REC 0.5-1.5MM2 TPBR](#)



TE Part #104652-5
[50 50/50 GRID DRST SFMNT RCPT](#)

TE Part #2-6437156-5
[FHN2A8](#)

Documents

Product Drawings
[SCREWLESS, SW,2P,5.0 PCB](#)

English

CAD Files
[3D PDF](#)

3D

Customer View Model
[ENG_CVM_CVM_1986711-2_C.2d_dxf.zip](#)

English

Customer View Model
[ENG_CVM_CVM_1986711-2_C.3d_igs.zip](#)

English

Customer View Model
[ENG_CVM_CVM_1986711-2_C.3d_stp.zip](#)

English

By downloading the CAD file I accept and agree to the [Terms and Conditions](#) of use.

Agency Approvals
[VDE Certificate](#)

English