



Wire Protection & Management > Cable Glands > Metal Cable Glands Without Locknut (Material Brass)



Cable Gland Product Type: **Cable Gland**
Cable Gland & Accessory Style: **Standard Threaded**
Primary Product Material: **Brass**
Clamping Diameter Range: **3 – 6.5 mm**
Primary Product Plating Material: **Nickel**

[All Metal Cable Glands Without Locknut \(Material Brass\) \(122\)](#)

Features

Product Type Features

Cable Gland Product Type	Cable Gland
Cable Gland & Accessory Style	Standard Threaded
Sealable	Yes

Body Features

Primary Product Material	Brass
Primary Product Plating Material	Nickel

Dimensions

Clamping Diameter Range	3 – 6.5 mm
Outer Thread Size	M12 x 1.5
Thread Length	6 mm[.236 in]

Usage Conditions

Operating Temperature Range	-20 – 100 °C[-4 – 212 °F]
-----------------------------	---------------------------

Industry Standards



UL Flammability Rating	UL 94V-2
Outer Thread Type	Metric
IP Rating	IP68

Packaging Features

Packaging Method	Bag
------------------	-----

Product Compliance


For compliance documentation, visit the product page on TE.com>

EU RoHS Directive 2011/65/EU	Compliant with Exemptions
EU ELV Directive 2000/53/EC	Compliant with Exemptions
China RoHS 2 Directive MIIT Order No 32, 2016	Restricted Materials Above Threshold
EU REACH Regulation (EC) No. 1907/2006	Current ECHA Candidate List: JAN 2025 (247) Candidate List Declared Against: JAN 2025 (247) SVHC > Threshold: Pb (3% in Component Part) Article Safe Usage Statements: Do not eat, drink or smoke when using this product. Wash thoroughly after handling. Recycle if possible and dispose of the article by following all applicable governmental regulations relevant to your geographic location.
Halogen Content	Not Yet Reviewed for halogen content
Solder Process Capability	Not reviewed for solder process capability

Product Compliance Disclaimer

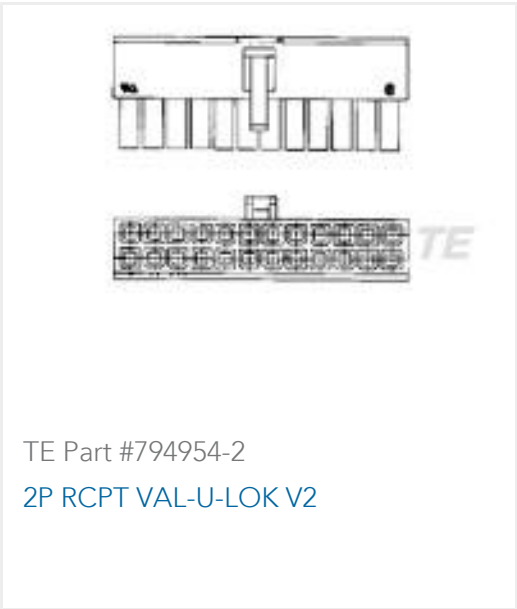
This information is provided based on reasonable inquiry of our suppliers and represents our current actual knowledge based on the information they provided. This information is subject to change. The part numbers that TE has identified as EU RoHS compliant have a maximum concentration of 0.1% by weight in homogenous materials for lead, hexavalent chromium, mercury, PBB, PBDE, DBP, BBP, DEHP, DIBP, and 0.01% for cadmium, or qualify for an exemption to these limits as defined in the Annexes of Directive 2011/65/EU (RoHS2). Finished electrical and electronic equipment products will be CE marked as required by Directive 2011/65/EU. Components may not be CE marked. Additionally, the part numbers that TE has identified as EU ELV compliant have a maximum concentration of 0.1% by weight in homogenous materials for lead, hexavalent chromium, and mercury, and 0.01% for cadmium, or qualify for an exemption to these limits as defined in the Annexes of Directive 2000/53/EC (ELV). Regarding the REACH Regulation, the information TE provides on SVHC in articles for this part number is based on the latest European Chemicals Agency (ECHA) ‘Guidance on requirements for substances in articles’ posted at this URL: <https://echa.europa.eu/guidance-documents/guidance-on-reach>

Compatible Parts



TE Part # CAT-AB0-E1602
Metal Cable Glands Without Locknut
(Material Brass)

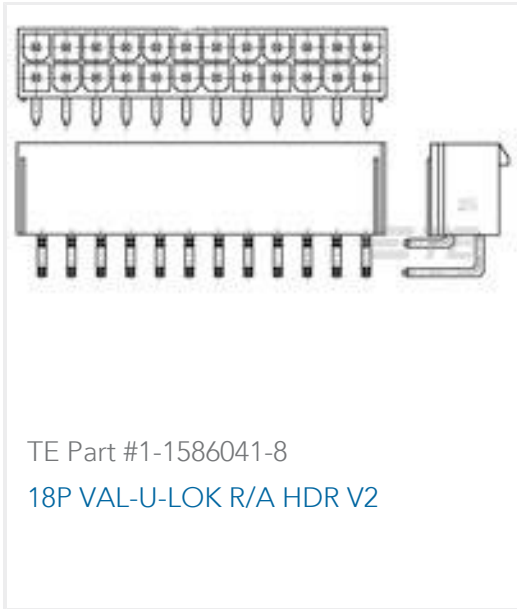
Customers Also Bought



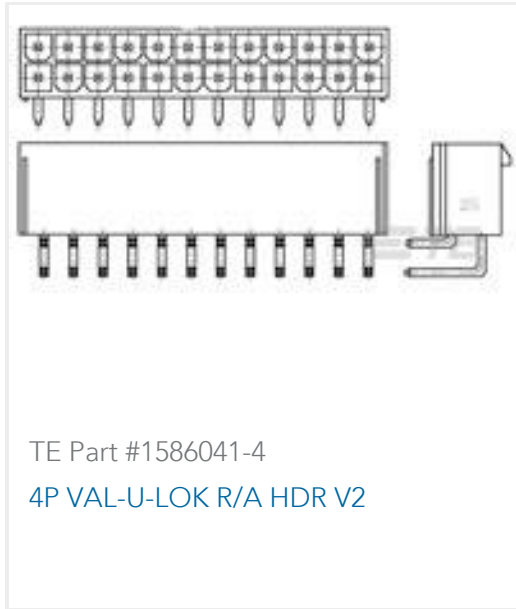
TE Part #794954-2
2P RCPT VAL-U-LOK V2



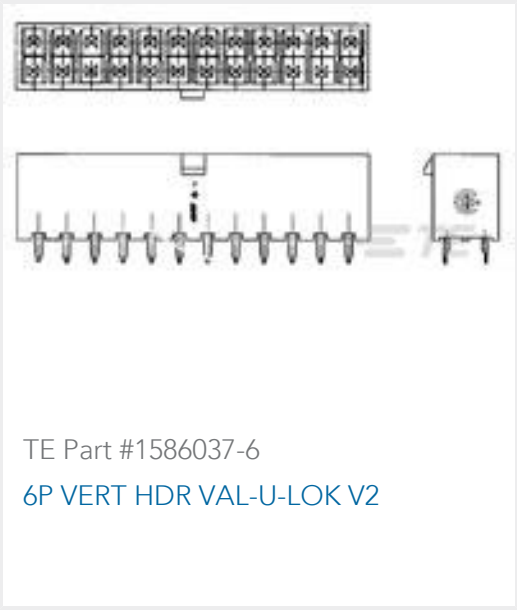
TE Part #100616-2
8/8 MOD.JACK ASSY TE SHIELDED



TE Part #1-1586041-8
18P VAL-U-LOK R/A HDR V2



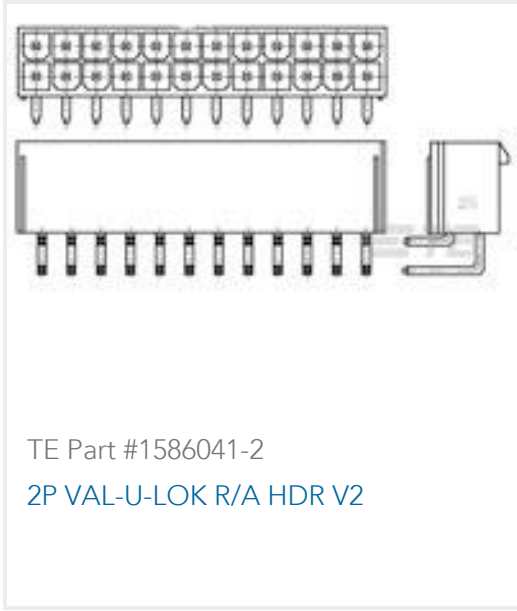
TE Part #1586041-4
4P VAL-U-LOK R/A HDR V2



TE Part #1586037-6
6P VERT HDR VAL-U-LOK V2



TE Part #7-1393239-3
RT31L012



TE Part #1586041-2
2P VAL-U-LOK R/A HDR V2



TE Part #1SNG608001R0000
EM-LN-M12-MET-A



TE Part #216550-1
8/8 PCB MOD.JACK TE



TE Part #6-1393238-2
RTD14012

Documents

Product Drawings
EM-SG-M12-MET-C

English

CAD Files

3D PDF

3D

Customer View Model

ENG_CVM_CVM_1SNG602003R0000_A.2d_dxf.zip

1SNG602003R0000

Cable Gland, Standard Threaded, Brass, 3 – 6.5 mm Clamping Range, Nickel Plating, IP68



English

Customer View Model

[ENG_CVM_CVM_1SNG602003R0000_A.3d_igs.zip](#)

English

Customer View Model

[ENG_CVM_CVM_1SNG602003R0000_A.3d_stp.zip](#)

English

By downloading the CAD file I accept and agree to the [Terms and Conditions](#) of use.

Datasheets & Catalog Pages

[Catalog - ENTRELEC Cable Glands](#)

English

Agency Approvals

[UL](#)

English

[UL](#)

English