

1SNK705312R0000 ✓ ACTIVE

ENTRELEC | ENTRELEC SNK

TE Internal #: 1SNK705312R0000

PI-Spring Terminal Block, Disconnect, Gray, 5.2 mm [.205 in]

Spacing, 4 Position, Spring Terminal, Power & Signal, DIN Rail, 300

VAC, ENTRELEC SNK

[View on TE.com >](#)



Connectors > Terminal Blocks & Strips > Modular Terminal Blocks



Modular Terminal Block Product Type: **PI-Spring Terminal Block**

Block Function: **Disconnect**

Primary Product Color: **Gray**

Product Spacing: **5.2 mm [.205 in]**

Number of Positions: **4**

## Features

### Product Type Features

Modular Terminal Block Product Type	PI-Spring Terminal Block
-------------------------------------	--------------------------

### Configuration Features

Number of Levels	1
Gauge Type	A2 / 2.3 mm Dia.
Number of Circuits	1
Block Function	Disconnect
Number of Positions	4

### Electrical Characteristics

Power Loss	1.28 W
Operating Voltage Rating (UL & CSA) (Max) - Main Circuit	300 V
Impulse Withstanding Voltage Rating (IEC)	6000 V
Current Rating (IEC)	20 A
Current Rating (UL)	20 A
Current Rating (CSA)	14 A



Voltage Rating (IEC)	630 V
Voltage Rating (CSA)	300 V
Short-Time Withstanding Current Rating @ 1s	300 A
Operating Voltage	300 VAC

### Body Features

Product Weight	11.14 g[.438 oz]
Primary Product Color	Gray

### Termination Features

Termination Method to Wire & Cable	Spring Terminal
------------------------------------	-----------------

### Mechanical Attachment

DIN Rail Mounting Type	TH35-15, TH35-7.5
Terminal Block Disconnect Type	Blade
Connector Mounting Type	DIN Rail

### Housing Features

Housing Material	Polyamide
------------------	-----------

### Dimensions

Main Circuit Capacity - Twin Ferrule per Spring Clamp	26 – 20 AWG
Product Depth	44.8 mm[1.764 in]
Tool Size	3.5 mm[.138 in]
Wire Stripping Length	11 mm[.433 in]
Main Circuit Capacity - 1 Rigid Stranded Conductor per Spring Clamp	26 – 12 AWG
Main Circuit Capacity - 1 Non-Insulated Ferrule per Spring Clamp	26 – 14 AWG
Main Circuit Capacity - 1 Insulated Ferrule per Spring Clamp	26 – 14 AWG
Main Circuit Capacity - 1 Flexible Conductor per Spring Clamp	.22 – 2.5 mm <sup>2</sup>
Product Length	44.8 mm[1.764 in]
Product Height	86.1 mm[3.389 in]
Product Spacing	5.2 mm[.205 in]
Wire Size	12 AWG

### Usage Conditions

Installation Temperature Range	-5 – 40 °C[23 – 104 °F]
Operating Temperature Range	-55 – 110 °C[-67 – 230 °F]



**Operation/Application**

Circuit Application	Power & Signal
---------------------	----------------

**Industry Standards**

IP Rating	IP20
UL Flammability Rating	UL 94V-0

**Product Compliance**

[For compliance documentation, visit the product page on TE.com>](#)

EU RoHS Directive 2011/65/EU	Compliant
EU ELV Directive 2000/53/EC	Compliant
China RoHS 2 Directive MIIT Order No 32, 2016	No Restricted Materials Above Threshold
EU REACH Regulation (EC) No. 1907/2006	Current ECHA Candidate List: JAN 2025 (247) Candidate List Declared Against: JAN 2025 (247) Does not contain REACH SVHC
Halogen Content	Low Halogen - Br, Cl, F, I < 900 ppm per homogenous material. Also BFR/CFR/PVC Free
Solder Process Capability	Not reviewed for solder process capability


**Product Compliance Disclaimer**

This information is provided based on reasonable inquiry of our suppliers and represents our current actual knowledge based on the information they provided. This information is subject to change. The part numbers that TE has identified as EU RoHS compliant have a maximum concentration of 0.1% by weight in homogenous materials for lead, hexavalent chromium, mercury, PBB, PBDE, DBP, BBP, DEHP, DIBP, and 0.01% for cadmium, or qualify for an exemption to these limits as defined in the Annexes of Directive 2011/65/EU (RoHS2). Finished electrical and electronic equipment products will be CE marked as required by Directive 2011/65/EU. Components may not be CE marked. Additionally, the part numbers that TE has identified as EU ELV compliant have a maximum concentration of 0.1% by weight in homogenous materials for lead, hexavalent chromium, and mercury, and 0.01% for cadmium, or qualify for an exemption to these limits as defined in the Annexes of Directive 2000/53/EC (ELV). Regarding the REACH Regulation, the information TE provides on SVHC in articles for this part number is based on the latest European Chemicals Agency (ECHA) 'Guidance on requirements for substances in articles' posted at this URL: <https://echa.europa.eu/guidance-documents/guidance-on-reach>

**Compatible Parts**



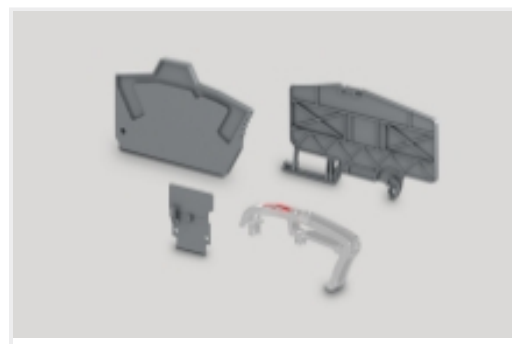
Also in the Series | **ENTRELEC SNK**



[Modular Terminal Blocks\(319\)](#)



[Terminal Block & Strip Conducting Accessories\(67\)](#)



[Terminal Block & Strip Insulating Accessories\(31\)](#)

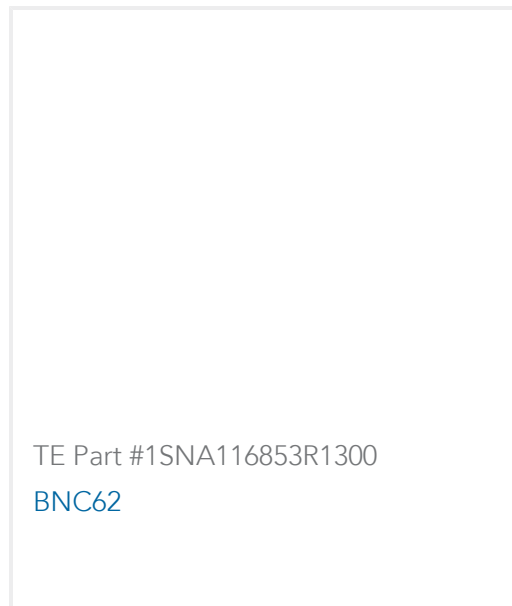
## Customers Also Bought



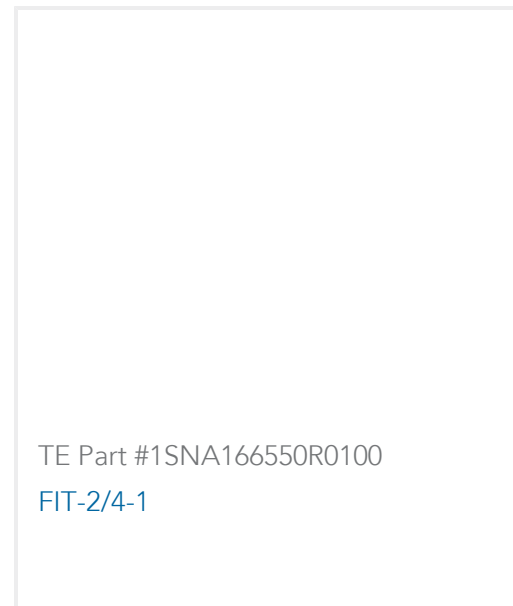
TE Part #1SNK900002R0000  
[BAZ1](#)



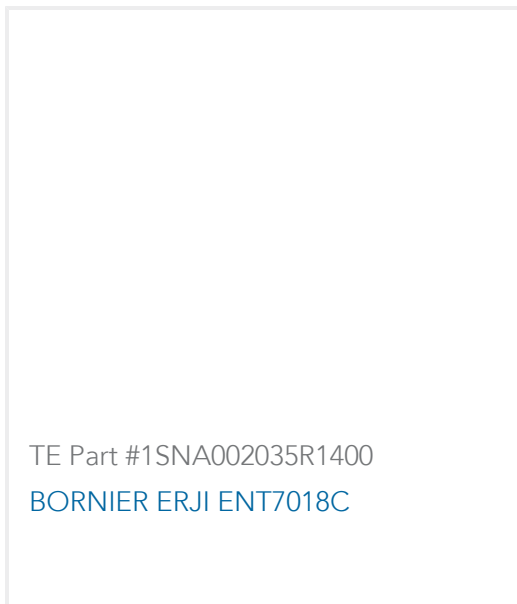
TE Part #1SNK522150R0000  
[ZS70-PE](#)



TE Part #1SNA116853R1300  
[BNC62](#)



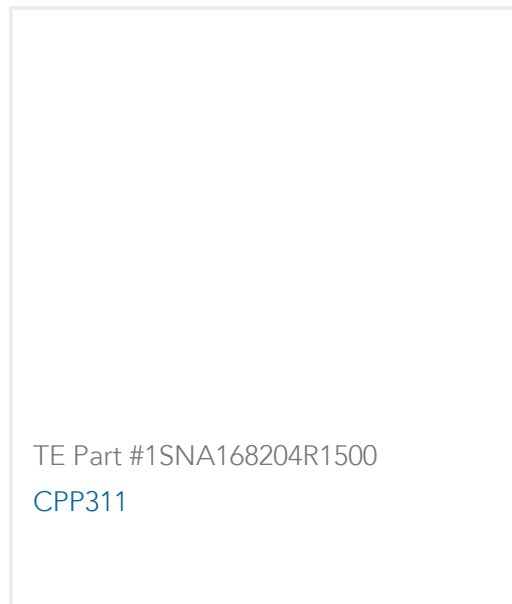
TE Part #1SNA166550R0100  
[FIT-2/4-1](#)



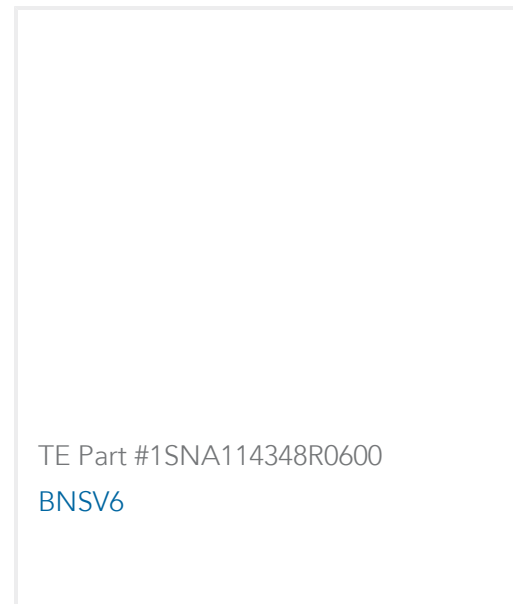
TE Part #1SNA002035R1400  
[BORNIER ERJI ENT7018C](#)



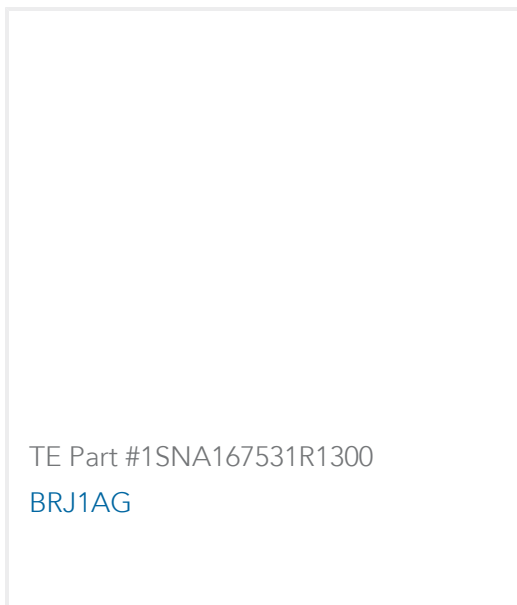
TE Part #1SNS430001Z0013  
[11527902+20672101 ENT 9805](#)



TE Part #1SNA168204R1500  
[CPP311](#)



TE Part #1SNA114348R0600  
[BNSV6](#)



TE Part #1SNA167531R1300  
[BRJ1AG](#)



TE Part #1SSA327111R2000  
[CONN M WRA 7.62 DIN](#)

## Documents

### CAD Files

[3D PDF](#)

[3D](#)

### Customer View Model

[ENG\\_CVM\\_CVM\\_1SNK705312R0000\\_A.2d\\_dxf.zip](#)

English

### Customer View Model

[ENG\\_CVM\\_CVM\\_1SNK705312R0000\\_A.3d\\_igs.zip](#)

1SNK705312R0000

PI-Spring Terminal Block, Disconnect, Gray, 5.2 mm [.205 in] Spacing, 4 Position, Spring Terminal, Power & Signal, DIN Rail, 300 VAC, ENTRELEC SNK



English

**Customer View Model**

[ENG\\_CVM\\_CVM\\_1SNK705312R0000\\_A.3d\\_stp.zip](#)

English

By downloading the CAD file I accept and agree to the [Terms and Conditions](#) of use.

---

### Datasheets & Catalog Pages

[ZK2.5-S-4P](#)

English

[ENTRELEC Terminal Block - Master Catalog](#)

[ENTRELEC Terminal Block - Master Catalog](#)

English

[SNK SERIES TERMINAL BLOCKS](#)

English

[ENTRELEC Terminal Blocks Catalogue \(RUS\)](#)

---

### Agency Approvals

[Bureau Veritas Marine and Offshore Certificate](#)

English