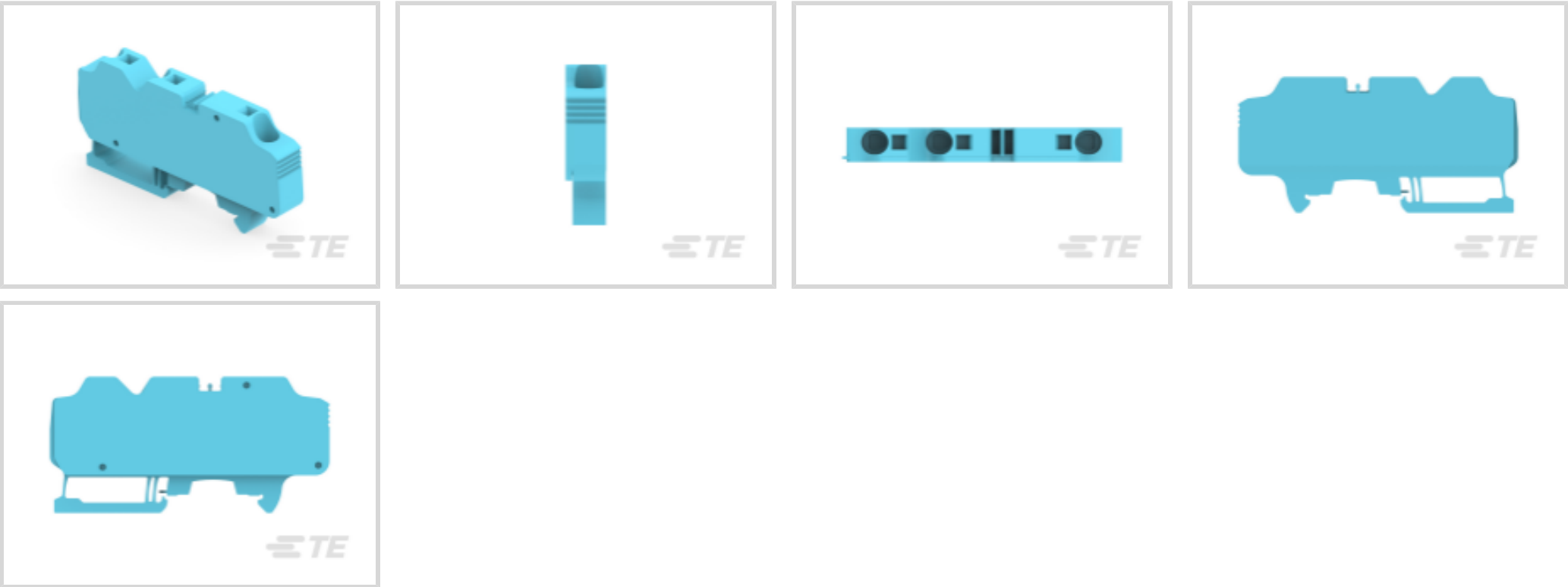




Connectors > Terminal Blocks & Strips > Modular Terminal Blocks



Modular Terminal Block Product Type: **PI-Spring Terminal Block**

Block Function: **Feed-Through**

Primary Product Color: **Blue Gray**

Product Spacing: **12 mm [.472 in]**

Number of Positions: **3**

Features

Product Type Features

Modular Terminal Block Product Type	PI-Spring Terminal Block
-------------------------------------	--------------------------

Configuration Features

Number of Levels	1
Gauge Type	A6 & 5.1 mm Dia.
Block Function	Feed-Through
Number of Positions	3

Electrical Characteristics

Power Loss	1.8 W
Operating Voltage Rating (UL & CSA) (Max) - Main Circuit	1000 V
Impulse Withstanding Voltage Rating (IEC)	8000 V
Current Rating (IEC)	57 A
Current Rating (UL)	56 A
Current Rating (CSA)	56 A
Dielectric Withstanding Voltage (Max)	2200 V



Short-Time Withstanding Current Rating @ 1s

1200 A

Body Features

Product Weight	38.61 g[1.52 oz]
Primary Product Color	Blue Gray

Mechanical Attachment

DIN Rail Mounting Type	TH35-15, TH35-7.5
Connector Mounting Type	DIN Rail

Housing Features

Housing Material	Polyamide
------------------	-----------

Dimensions

Main Circuit Capacity - Twin Ferrule per Spring Clamp	20 – 12 AWG
Product Depth	96.3 mm
Tool Size	4 mm[.157 in]
Wire Stripping Length	15 mm[.591 in]
Main Circuit Capacity - 1 Rigid Stranded Conductor per Spring Clamp	20 – 6 AWG
Main Circuit Capacity - 1 Non-Insulated Ferrule per Spring Clamp	20 – 8 AWG
Main Circuit Capacity - 1 Insulated Ferrule per Spring Clamp	20 – 8 AWG
Main Circuit Capacity - 1 Flexible Conductor per Spring Clamp	.5 – 10 mm²
Product Height	47.5 mm
Product Length	96.3 mm[3.79 in]
Product Spacing	12 mm[.472 in]

Usage Conditions

Installation Temperature Range	-5 – 40 °C[23 – 104 °F]
Operating Temperature Range	-55 – 110 °C[-67 – 230 °F]

Industry Standards

IP Rating	IP20
UL Flammability Rating	UL 94V-0

Product Compliance

For compliance documentation, visit the product page on [TE.com](#)>

EU RoHS Directive 2011/65/EU	Compliant
------------------------------	-----------




EU ELV Directive 2000/53/EC	Compliant
China RoHS 2 Directive MIIT Order No 32, 2016	No Restricted Materials Above Threshold
EU REACH Regulation (EC) No. 1907/2006	Current ECHA Candidate List: JAN 2025 (247) Candidate List Declared Against: JAN 2025 (247) Does not contain REACH SVHC
Halogen Content	Low Halogen - Br, Cl, F, I < 900 ppm per homogenous material. Also BFR/CFR/PVC Free
Solder Process Capability	Not reviewed for solder process capability


Product Compliance Disclaimer

This information is provided based on reasonable inquiry of our suppliers and represents our current actual knowledge based on the information they provided. This information is subject to change. The part numbers that TE has identified as EU RoHS compliant have a maximum concentration of 0.1% by weight in homogenous materials for lead, hexavalent chromium, mercury, PBB, PBDE, DBP, BBP, DEHP, DIBP, and 0.01% for cadmium, or qualify for an exemption to these limits as defined in the Annexes of Directive 2011/65/EU (RoHS2). Finished electrical and electronic equipment products will be CE marked as required by Directive 2011/65/EU. Components may not be CE marked. Additionally, the part numbers that TE has identified as EU ELV compliant have a maximum concentration of 0.1% by weight in homogenous materials for lead, hexavalent chromium, and mercury, and 0.01% for cadmium, or qualify for an exemption to these limits as defined in the Annexes of Directive 2000/53/EC (ELV). Regarding the REACH Regulation, the information TE provides on SVHC in articles for this part number is based on the latest European Chemicals Agency (ECHA) ‘Guidance on requirements for substances in articles’ posted at this URL: <https://echa.europa.eu/guidance-documents/guidance-on-reach>


Compatible Parts




TE Part # 1SNK160000R0000
MC812




TE Part # 1SNK900002R0000
BAZ1




TE Part # 1SNK912303R0000
JB12-3




TE Part # 1SNK912305R0000
JB12-5




TE Part # 1SNK900107R0000
CS-R3



TE Part # 1SNK912302R0000
JB12-2



TE Part # 1SNK900611R0000
UMH



TE Part # 1SNK169999R0000
MC812PA

1SNK710067R0000

PI-Spring Terminal Block, Feed-Through, Blue Gray, 12 mm [.472 in] Spacing, 3 Position, DIN Rail, -55 – 110 °C [-67 – 230 °F], ENTRELEC SNK







TE Part # 1SNK900205R0000

TP4






TE Part # 1SNK900203R0000

TP2

Also in the Series | ENTRELEC SNK



Modular Terminal Blocks(319)



Terminal Block & Strip Conducting Accessories(67)



Terminal Block & Strip Insulating Accessories(31)

Customers Also Bought





TE Part #1SNL606150R0000

C4/6.P





TE Part #1SNL906603R0000

BJC16-3





TE Part #1SNK900001R0000

BAM4





TE Part #1SNL906602R0000

BJC16-2





TE Part #1SNL610010R0000


C10/10






TE Part #1SNA233000R0100

RC610





TE Part #1SNA231000R0700

RC510





TE Part #1SNL906605R0000

BJC16-5





TE Part #1SNL900100R0000

EP5-6





TE Part #1SNL606010R0000

C4/6



Documents

CAD Files

Customer View Model

ENG_CVM_CVM_1SNK710067R0000_A2.3d_igs.zip

English

Customer View Model

ENG_CVM_CVM_1SNK710067R0000_A2.3d_stp.zip

English

Customer View Model

ENG_CVM_CVM_1SNK710067R0000_A2.2d_dxf.zip

English

3D PDF

3D

By downloading the CAD file I accept and agree to the [Terms and Conditions](#) of use.

Datasheets & Catalog Pages

ZK10-3P-PV-BL

English

ENTRELEC Terminal Block - Master Catalog

ENTRELEC Terminal Block - Master Catalog

English

SNK SERIES TERMINAL BLOCKS

English

Agency Approvals

UL

English