



Connectors > PCB Connectors > Wire-to-Board Connectors > FFC, FPC & Ribbon Connectors > Ribbon Cable Connectors



Connector System: **Wire-to-Wire**
Number of Positions: **26**
Centerline (Pitch): **2.54 mm [.1 in]**
PCB Mount Retention: **Without**
PCB Mount Retention Type: **Screw Mount**

Features

Product Type Features

Connector Product Type	Connector Assembly
Ribbon Cable Connector Header Type	Shrouded
Connector System	Wire-to-Wire
Connector & Housing Type	Plug
Connector & Contact Terminates To	Wire & Cable

Configuration Features

Number of Positions	26
PCB Mount Orientation	Vertical
Number of Rows	2

Electrical Characteristics

Operating Voltage	250 VAC
Insulation Resistance	5000 MΩ

Body Features

Daisy Chain	Without
-------------	---------



Primary Product Color	Black
Connector Profile	Low

Contact Features

Contact Mating Area Plating Material Thickness	.76 μm[29.92 μin][30 μin]
Wire Contact Termination Area Plating Material	Tin
Mating Square Post Dimension	.64 mm[.025 in]
Contact Mating Area Length	6.1 mm[.24 in]
Contact Base Material	Phosphor Bronze
Wire Contact Termination Area Plating Thickness	2.54 μm[100 μin]
Contact Type	Pin
Contact Current Rating (Max)	1 A

Termination Features

Termination Method to Wire & Cable	Insulation Displacement (IDC)
Termination Method to PCB	Through Hole - Solder

Mechanical Attachment

Panel Mount Feature	Without
Mating Alignment	With
PCB Mount Alignment	With
PCB Mount Retention	Without
PCB Mount Retention Type	Screw Mount
Mating Alignment Type	Keyed
Mating Retention	Without
Connector Mounting Type	Cable Mount (Free-Hanging)

Housing Features

Housing Material	Thermoplastic
Centerline (Pitch)	2.54 mm[.1 in]

Dimensions

Compatible Insulation Diameter Range	.81 – .97 mm[.032 – .038 in]
Shrouded End Dimension	3.81 mm[.15 in]
Connector Width	8.38 mm[.33 in]
Wire Size	28 – 26 AWG
Connector Height	14.48 mm[.57 in]



Connector Length	47.5 mm[1.87 in]
Row-to-Row Spacing	2 mm[.1 in]

Usage Conditions

Operating Temperature Range	-65 – 105 °C[-85 – 221 °F]
-----------------------------	----------------------------

Operation/Application

Solder Process Feature	Solder Dipped
Circuit Application	Signal

Industry Standards

Compatible With Agency/Standards Products	CSA, UL
UL Rating	Recognized
UL Flammability Rating	UL 94V-0
Compatible With Approved Standards Products	CSA LR7189, UL E28476

Packaging Features

Packaging Quantity	60
Packaging Method	Box & Tray, Tray

Product Compliance

For compliance documentation, visit the product page on TE.com>

EU RoHS Directive 2011/65/EU	Compliant
EU ELV Directive 2000/53/EC	Compliant
China RoHS 2 Directive MIIT Order No 32, 2016	No Restricted Materials Above Threshold
EU REACH Regulation (EC) No. 1907/2006	Current ECHA Candidate List: JAN 2025 (247) Candidate List Declared Against: JAN 2025 (247) Does not contain REACH SVHC
Halogen Content	Not Low Halogen - contains Br or Cl > 900 ppm.
Solder Process Capability	Not applicable for solder process capability


Product Compliance Disclaimer

This information is provided based on reasonable inquiry of our suppliers and represents our current actual knowledge based on the information they provided. This information is subject to change. The part numbers that TE has identified as EU RoHS compliant have a maximum concentration of 0.1% by weight in homogenous materials for lead, hexavalent chromium, mercury, PBB, PBDE, DBP, BBP, DEHP, DIBP, and 0.01% for cadmium, or qualify for an exemption to these limits as defined in the Annexes of Directive 2011/65/EU (RoHS2). Finished electrical and electronic equipment products will be CE marked as required by Directive 2011/65/EU. Components may not be CE marked. Additionally, the part numbers that TE has identified as EU ELV compliant have a maximum concentration of 0.1% by weight in homogenous




materials for lead, hexavalent chromium, and mercury, and 0.01% for cadmium, or qualify for an exemption to these limits as defined in the Annexes of Directive 2000/53/EC (ELV). Regarding the REACH Regulation, the information TE provides on SVHC in articles for this part number is based on the latest European Chemicals Agency (ECHA) 'Guidance on requirements for substances in articles' posted at this URL: <https://echa.europa.eu/guidance-documents/guidance-on-reach>


Compatible Parts




TE Part # 1658620-6
26 NOVO MIL 15DP, LEAD FREE




TE Part # 1658622-6
26 NOVO MIL/CTR 30DP, LEAD FREE




TE Part # 1658623-6
26 NOVO MIL 30DP, LEAD FREE




TE Part # 1-1658526-6
609-2641LF FEM SOCKET, LEAD FREE




TE Part # 1-1658527-0
622-2641LF FEM SOCKET, LEAD FREE




TE Part # 1658624-6
26 NOVO DUAL 30DP, LEAD FREE




TE Part # 1658527-9
622-2630LF FEM SOCKET, LEAD FREE




TE Part # 1-1658526-5
609-2630LF FEM SOCKET, LEAD FREE




TE Part # 499252-3
026 STRAIN RELIEF A-L RCPT




TE Part # CAT-AM71-A85022
Female Socket Connectors: Strain Relief



TE Part # 1-1658528-7
636-2630LF=FEM SKT BLADE POL 1



TE Part # 111547-6
026 UNIV I/O STRAIN RELIEF



TE Part # 1658621-6
26 NOVO MIL/CTR 15DP, LEAD FREE

Customers Also Bought



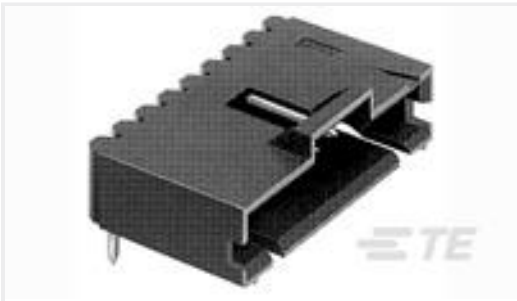
TE Part #111451-3
LATCH,UNIV I/O



TE Part #104257-3
04 MTE RCPT HSG SR LATCH .100



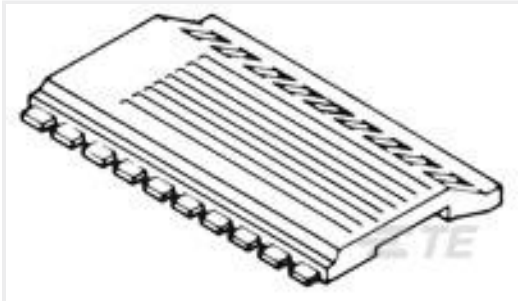
TE Part #34149
PG R 22-16 COMM 22-18 MIL 10



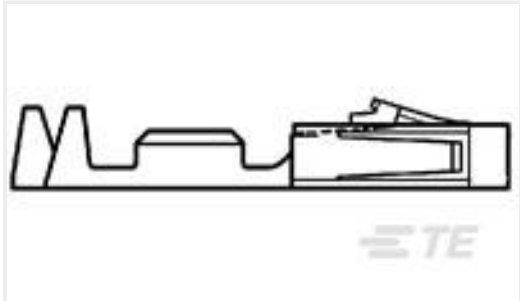
TE Part #5-103634-3
04 MTE HDR SRRA LATCH.100CL LF




TE Part #1658621-6
26 NOVO MIL/CTR 15DP,LEAD FREE



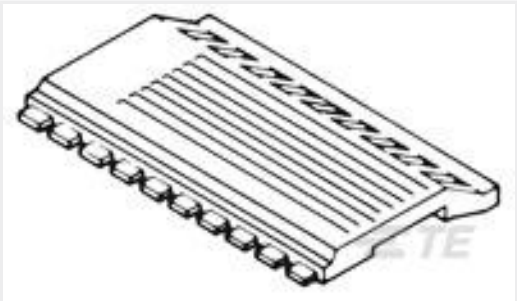
TE Part #2-102541-3
50 AMPMODU MT COVER DR .100CL



TE Part #1-104479-3
SHORT POINT RECP CONT LP



TE Part #2-111446-3
040 UNIV I/O 30DP NO EARS



TE Part #1-102541-1
26 AMPMODU MT COVER DR .100CL



TE Part #800105-SF
FN405-3-02

Documents

Product Drawings

026 UNIV I/O 30DP NO EARS

English

CAD Files

Customer View Model

ENG_CVM_CVM_2-111446-0_M.2d_dxf.zip

English

3D PDF

3D

Customer View Model

ENG_CVM_CVM_2-111446-0_M.3d_igs.zip

English

Customer View Model

ENG_CVM_CVM_2-111446-0_M.3d_stp.zip

English

By downloading the CAD file I accept and agree to the [Terms and Conditions](#) of use.

Datasheets & Catalog Pages



Ribbon Cable Interconnect Solutions

English

Product Specifications

Application Specification

English

Agency Approvals

Agency Approval Document

English