



Connectors > PCB Connectors > Wire-to-Board Connectors > FFC, FPC & Ribbon Connectors > Ribbon Cable Connectors



Connector System: **Wire-to-Wire**
Number of Positions: **40**
Centerline (Pitch): **2.54 mm [.1 in]**
PCB Mount Retention: **Without**
PCB Mount Retention Type: **Screw Mount**

Features

Product Type Features

| | |
|------------------------------------|--------------------|
| Connector Product Type | Connector Assembly |
| Ribbon Cable Connector Header Type | Shrouded |
| Connector System | Wire-to-Wire |
| Connector & Housing Type | Plug |
| Connector & Contact Terminates To | Wire & Cable |

Configuration Features

| | |
|-----------------------|----------|
| Number of Positions | 40 |
| PCB Mount Orientation | Vertical |
| Number of Rows | 2 |

Electrical Characteristics

| | |
|-----------------------|---------|
| Operating Voltage | 250 VAC |
| Insulation Resistance | 5000 MΩ |

Body Features

| | |
|-------------|---------|
| Daisy Chain | Without |
|-------------|---------|



| | |
|-----------------------|-------|
| Primary Product Color | Black |
| Connector Profile | Low |

Contact Features

| | |
|---|---------------------------|
| Contact Mating Area Plating Material Thickness | .76 µm[29.92 µin][30 µin] |
| Wire Contact Termination Area Plating Material | Tin |
| Mating Square Post Dimension | .64 mm[.025 in] |
| Contact Mating Area Length | 6.1 mm[.24 in] |
| Contact Base Material | Phosphor Bronze |
| Wire Contact Termination Area Plating Thickness | 2.54 µm[100 µin] |
| Contact Type | Pin |
| Contact Current Rating (Max) | 1 A |

Termination Features

| | |
|------------------------------------|-------------------------------|
| Termination Method to Wire & Cable | Insulation Displacement (IDC) |
| Termination Method to PCB | Through Hole - Solder |

Mechanical Attachment

| | |
|--------------------------|----------------------------|
| Panel Mount Feature | Without |
| Mating Alignment | With |
| PCB Mount Alignment | With |
| PCB Mount Retention | Without |
| PCB Mount Retention Type | Screw Mount |
| Mating Alignment Type | Keyed |
| Mating Retention | Without |
| Connector Mounting Type | Cable Mount (Free-Hanging) |

Housing Features

| | |
|--------------------|----------------|
| Housing Material | Thermoplastic |
| Centerline (Pitch) | 2.54 mm[.1 in] |

Dimensions

| | |
|--------------------------------------|------------------------------|
| Compatible Insulation Diameter Range | .81 – .97 mm[.032 – .038 in] |
| Shrouded End Dimension | 3.81 mm[.15 in] |
| Connector Width | 8.38 mm[.33 in] |
| Wire Size | 28 – 26 AWG |
| Connector Height | 14.48 mm[.57 in] |



| | |
|--------------------|--------------------|
| Connector Length | 65.33 mm[2.572 in] |
| Row-to-Row Spacing | 2 mm[.1 in] |

Usage Conditions

| | |
|-----------------------------|----------------------------|
| Operating Temperature Range | -65 – 105 °C[-85 – 221 °F] |
|-----------------------------|----------------------------|

Operation/Application

| | |
|------------------------|---------------|
| Solder Process Feature | Solder Dipped |
| Circuit Application | Signal |

Industry Standards

| | |
|---|-----------------------|
| Compatible With Agency/Standards Products | CSA, UL |
| UL Rating | Recognized |
| UL Flammability Rating | UL 94V-0 |
| Compatible With Approved Standards Products | CSA LR7189, UL E28476 |

Packaging Features

| | |
|--------------------|------------------|
| Packaging Quantity | 40 |
| Packaging Method | Box & Tray, Tray |

Product Compliance

For compliance documentation, visit the product page on TE.com>

| | |
|---|---|
| EU RoHS Directive 2011/65/EU | Compliant |
| EU ELV Directive 2000/53/EC | Compliant |
| China RoHS 2 Directive MIIT Order No 32, 2016 | No Restricted Materials Above Threshold |
| EU REACH Regulation (EC) No. 1907/2006 | Current ECHA Candidate List: JAN 2025 (247) Candidate List Declared Against: JAN 2025 (247) Does not contain REACH SVHC |
| Halogen Content | Not Low Halogen - contains Br or Cl > 900 ppm. |
| Solder Process Capability | Not applicable for solder process capability |


Product Compliance Disclaimer

This information is provided based on reasonable inquiry of our suppliers and represents our current actual knowledge based on the information they provided. This information is subject to change. The part numbers that TE has identified as EU RoHS compliant have a maximum concentration of 0.1% by weight in homogenous materials for lead, hexavalent chromium, mercury, PBB, PBDE, DBP, BBP, DEHP, DIBP, and 0.01% for cadmium, or qualify for an exemption to these limits as defined in the Annexes of Directive 2011/65/EU (RoHS2). Finished electrical and electronic equipment products will be CE marked as required by Directive 2011/65/EU. Components may not be CE marked. Additionally, the part numbers that TE has identified as EU ELV compliant have a maximum concentration of 0.1% by weight in homogenous




materials for lead, hexavalent chromium, and mercury, and 0.01% for cadmium, or qualify for an exemption to these limits as defined in the Annexes of Directive 2000/53/EC (ELV). Regarding the REACH Regulation, the information TE provides on SVHC in articles for this part number is based on the latest European Chemicals Agency (ECHA) 'Guidance on requirements for substances in articles' posted at this URL: <https://echa.europa.eu/guidance-documents/guidance-on-reach>


Compatible Parts




TE Part # 1658622-9
40 NOVO MIL/CTR 30DP,LEAD FREE




TE Part # 1658623-9
40 NOVO MIL 30DP, LEAD FREE




TE Part # 111547-9
040 UNIV I/O STRAIN RELIEF




TE Part # 1658621-9
40 NOVO MIL/CTR 15DP,LEAD FREE




TE Part # 1-1658528-9
636-4041LF=FEM SKT BLD POL S/R




TE Part # 2-1658526-0
609-4030LF FEM SOCKT,LEAD FREE




TE Part # 1658624-9
40 NOVO DUAL 30DP, LEAD FREE




TE Part # 1658620-9
40 NOVO MIL 15DP, LEAD FREE




TE Part # CAT-AM71-A85022
Female Socket Connectors: Strain Relief




TE Part # 1-1658527-3
622-4041LF FEM SOCKT,LEAD FREE



TE Part # 1-1658527-2
622-4030LF FEM SOCKT,LEAD FREE



TE Part # 2-1658526-1
609-4041LF FEM SOCKT,LEAD FREE



TE Part # 499252-1
040 STRAIN RELIEF A-L RCPT

Customers Also Bought



TE Part #1-1623788-2
SQM5 2R2 5% (WIRE)

TE Part #1658622-9
40 NOVO MIL/CTR 30DP, LEAD FREE

TE Part #1658623-9
40 NOVO MIL 30DP, LEAD FREE

TE Part #173858-1
070 MULTILOCK CAP ASSY 12P

TE Part #5748677-3
PLTD PLST CBL CLMP KIT, SZ 3

TE Part #1-640518-0
03P MR II PLUG HSG

TE Part #3-1625892-2
3W SM M/OX 5% 22K

TE Part #6-1625892-7
3W SM M/OX 5% 68R

TE Part #1-1879355-1
RR03 5% 11K AMMO

TE Part #2-111446-0
026 UNIV I/O 30DP NO EARS

Documents

Product Drawings

040 UNIV I/O 30DP NO EARS

English

CAD Files

Customer View Model

ENG_CVM_CVM_2-111446-3_M.2d_dxf.zip

English

3D PDF

3D

Customer View Model

ENG_CVM_CVM_2-111446-3_M.3d_igs.zip

English

Customer View Model

ENG_CVM_CVM_2-111446-3_M.3d_stp.zip

English

By downloading the CAD file I accept and agree to the [Terms and Conditions](#) of use.

Datasheets & Catalog Pages



Ribbon Cable Interconnect Solutions

English

Product Specifications

Application Specification

English

Agency Approvals

Agency Approval Document

English