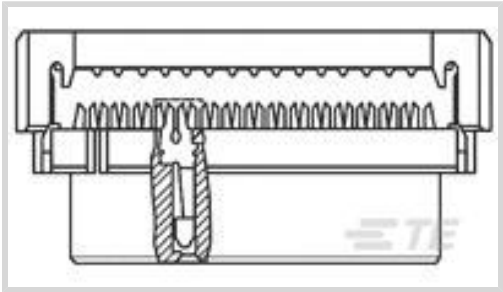




Connectors > PCB Connectors > Wire-to-Board Connectors > FFC, FPC & Ribbon Connectors > Ribbon Cable Connectors



Connector System: **Wire-to-Board**

Number of Positions: **40**

Centerline (Pitch): **2 mm [.079 in]**

Row-to-Row Spacing: **2 mm [.1 in]**

Number of Rows: **2**

Features

Product Type Features

Connector Product Type	Connector Assembly
Ribbon Cable Connector Header Type	Shrouded
Connector System	Wire-to-Board
Connector & Housing Type	Receptacle
Connector & Contact Terminates To	Wire & Cable

Configuration Features

Number of Positions	40
Number of Rows	2

Electrical Characteristics

Operating Voltage	125 VAC
Insulation Resistance	5000 MΩ

Body Features

Daisy Chain	Without
Primary Product Color	Black
Connector Profile	Low

Contact Features

Mating Pin Diameter	.5 mm[.02 in]
Contact Mating Area Plating Material Thickness	.76 μm[29.92 μin]



Wire Contact Termination Area Plating Material	Gold
Mating Square Post Dimension	.5 mm[.02 in]
Contact Shape & Form	Single Beam
Contact Base Material	Phosphor Bronze
PCB Contact Termination Area Plating Material	Tin-Lead
Wire Contact Termination Area Plating Thickness	.127 μm[5 μin]
Contact Type	Socket
Contact Current Rating (Max)	.5 A

Termination Features

Termination Method to Wire & Cable	Insulation Displacement (IDC)
------------------------------------	-------------------------------

Mechanical Attachment

Mating Alignment	With
Mating Alignment Type	Polarization
Mating Retention	Without
Connector Mounting Type	Cable Mount (Free-Hanging)

Housing Features

Housing Material	Polyester
Centerline (Pitch)	2 mm[.079 in]

Dimensions

Compatible Insulation Diameter Range	.71 – .87 mm[.028 – .034 in]
Connector Width	5.16 mm[.203 in]
Wire Size	28 AWG
Connector Height	8.48 mm[.334 in]
Connector Length	45.19 mm[1.779 in]
Row-to-Row Spacing	2 mm[.1 in]

Usage Conditions

Operating Temperature Range	-65 – 105 °C[-85 – 221 °F]
-----------------------------	----------------------------

Operation/Application

Circuit Application	Signal
---------------------	--------

Industry Standards

Compatible With Agency/Standards Products	CSA, UL
UL Rating	Recognized



UL Flammability Rating	UL 94V-0
Compatible With Approved Standards Products	CSA LR7189, UL E28476

Packaging Features

Packaging Quantity	30
Packaging Method	Box & Tray, Tray

Product Compliance

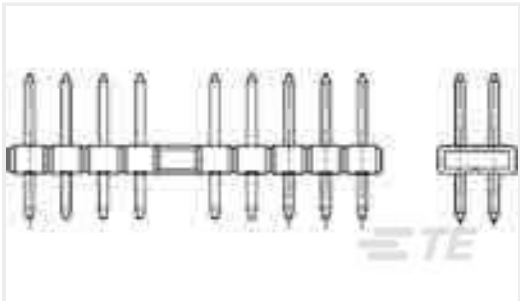
For compliance documentation, visit the product page on TE.com>

EU RoHS Directive 2011/65/EU	Compliant
EU ELV Directive 2000/53/EC	Compliant
China RoHS 2 Directive MIIT Order No 32, 2016	No Restricted Materials Above Threshold
EU REACH Regulation (EC) No. 1907/2006	Current ECHA Candidate List: JAN 2025 (247) Candidate List Declared Against: JAN 2025 (247) Does not contain REACH SVHC
Halogen Content	Not Low Halogen - contains Br or Cl > 900 ppm.
Solder Process Capability	Not applicable for solder process capability

Product Compliance Disclaimer

This information is provided based on reasonable inquiry of our suppliers and represents our current actual knowledge based on the information they provided. This information is subject to change. The part numbers that TE has identified as EU RoHS compliant have a maximum concentration of 0.1% by weight in homogenous materials for lead, hexavalent chromium, mercury, PBB, PBDE, DBP, BBP, DEHP, DIBP, and 0.01% for cadmium, or qualify for an exemption to these limits as defined in the Annexes of Directive 2011/65/EU (RoHS2). Finished electrical and electronic equipment products will be CE marked as required by Directive 2011/65/EU. Components may not be CE marked. Additionally, the part numbers that TE has identified as EU ELV compliant have a maximum concentration of 0.1% by weight in homogenous materials for lead, hexavalent chromium, and mercury, and 0.01% for cadmium, or qualify for an exemption to these limits as defined in the Annexes of Directive 2000/53/EC (ELV). Regarding the REACH Regulation, the information TE provides on SVHC in articles for this part number is based on the latest European Chemicals Agency (ECHA) 'Guidance on requirements for substances in articles' posted at this URL: <https://echa.europa.eu/guidance-documents/guidance-on-reach>

Compatible Parts



TE Part # 3-5176264-4
40 AMPMODU 2MM DR VERT MNT LF

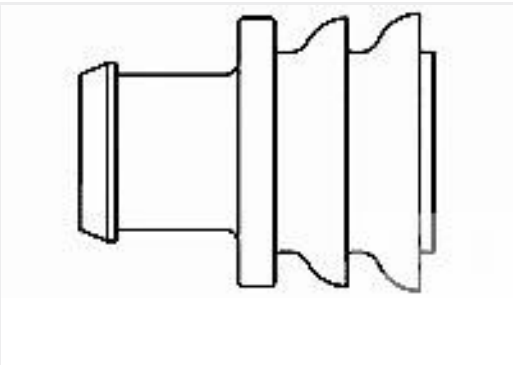


TE Part # 1-5176837-9
40 AMPMODU 2MM, H, AU, LF

Customers Also Bought



TE Part #CAT-AM71-CH8172
AMP SUPERSEAL 1.5MM, CONNECTOR HOUSING



TE Part #281934-2
SINGLE WIRE SEAL



TE Part #CAT-D48-ST273
DEUTSCH Solid Contacts



TE Part #CAT-D487-W416
Wedgelocks: DEUTSCH DT



TE Part #DT06-2S
PLG, 2P, GRY, N



TE Part #DT04-2P
REC, 2P, GRY, N



TE Part #114017-ZZ
SEALING PLUG, SIZE 12/16, WHT

Documents

Product Drawings
40, 2MM, 30 DP, LEAD FREE

English

CAD Files
3D PDF

3D

Customer View Model
ENG_CVM_CVM_2-111626-1_L.2d_dxf.zip

English

Customer View Model
ENG_CVM_CVM_2-111626-1_L.3d_igs.zip

English

Customer View Model
ENG_CVM_CVM_2-111626-1_L.3d_stp.zip

English

By downloading the CAD file I accept and agree to the Terms and Conditions of use.



Datasheets & Catalog Pages
Ribbon Cable Interconnect Solutions

English

Product Specifications
Application Specification

English

Instruction Sheets
Instruction Sheet (U.S.)

English

Agency Approvals
Agency Approval Document

English