



Relays & Contactors > Electromechanical Relays



Relay & Contactor Type: **Time Delay Relay**
Current Type: **AC**
Contact Arrangement: **2 Form C DPDT-CO**
Contact Current Rating: **10 A**
Main Termination & Connection Type: **Screw Terminals**

Features

Product Type Features

Relay & Contactor Type	Time Delay Relay
------------------------	------------------

Configuration Features

Contact Arrangement	2 Form C DPDT-CO
---------------------	------------------

Electrical Characteristics

Contact Current Rating	10 A
------------------------	------

Termination Features

Main Termination & Connection Type	Screw Terminals
Coil Termination & Connection Type	Screw Terminals

Mechanical Attachment

Product Mounting Feature Type	Mounting Brackets
Product Mount Type	Chassis Mount

Dimensions

Product Width	82.55 mm[3.25 in]
Product Length	114.8 mm[4.52 in]
Product Height	78.4 mm[3.09 in]

Usage Conditions

Operating Temperature Range	-30 – 75 °C
-----------------------------	-------------



Environmental Ambient Temperature (Max)

75 °C[167 °F]

Operation/Application

Type of Control	Knob
Delay Time	1 – 300 seconds
Mode of Operation	On-Delay
Repeatability (Max)	±10%
Current Type	AC

Product Compliance

For compliance documentation, visit the product page on [TE.com](#)>





















EU RoHS Directive 2011/65/EU	Not Compliant
EU ELV Directive 2000/53/EC	Not Compliant
China RoHS 2 Directive MIIT Order No 32, 2016	Restricted Materials Above Threshold
EU REACH Regulation (EC) No. 1907/2006	Current ECHA Candidate List: JAN 2025 (247) Candidate List Declared Against: JAN 2025 (247) SVHC > Threshold: Cd (15% in Component Part) Pb (3.7% in 74019790) Article Safe Usage Statements: Use personal protective equipment as required. Do not eat, drink or smoke when using this product. Wash thoroughly after handling. Recycle if possible and dispose of the article by following all applicable governmental regulations relevant to your geographic location.
Halogen Content	Low Halogen - Br, Cl, F, I < 900 ppm per homogenous material. Also BFR/CFR/PVC Free
Solder Process Capability	Not applicable for solder process capability

Product Compliance Disclaimer

This information is provided based on reasonable inquiry of our suppliers and represents our current actual knowledge based on the information they provided. This information is subject to change. The part numbers that TE has identified as EU RoHS compliant have a maximum concentration of 0.1% by weight in homogenous materials for lead, hexavalent chromium, mercury, PBB, PBDE, DBP, BBP, DEHP, DIBP, and 0.01% for cadmium, or qualify for an exemption to these limits as defined in the Annexes of Directive 2011/65/EU (RoHS2). Finished electrical and electronic equipment products will be CE marked as required by Directive 2011/65/EU. Components may not be CE marked. Additionally, the part numbers that TE has identified as EU ELV compliant have a maximum concentration of 0.1% by weight in homogenous materials for lead, hexavalent chromium, and mercury, and 0.01% for cadmium, or qualify for an exemption to these limits as defined in the Annexes of Directive 2000/53/EC (ELV). Regarding the REACH Regulations, TE’s information on SVHC in articles for this part number is still based on the European Chemical Agency (ECHA) ‘Guidance on requirements for substances in articles’(Version: 2, April 2011), applying the 0.1% weight on weight concentration threshold at the finished product level. TE is aware of the European Court of Justice ruling of September 10th, 2015 also known as O5A (Once An Article Always An Article) stating that, in case of ‘complex object’, the threshold for a SVHC must be applied to both the product as a whole and simultaneously to each of the articles forming part of its composition. TE has evaluated this ruling based on the new ECHA “Guidance on requirements for substances in articles” (June 2017, version 4.0) and will be updating its statements accordingly.



Compatible Parts

 <p>TE Part # 2-1472995-5 7012SKLLX=RLY,STD,ON,2P,250V,300S,LL,X</p>	 <p>TE Part # 1755150-4 7012FD=RLY,STD,ON,2P,127V50HZ,50S</p>	 <p>TE Part # 4-1423161-4 7014NF=RLY,STD,4P,48V,15M</p>	 <p>TE Part # 2-1423159-6 7012PD=RLY,STD,ON,2P,125VDC,50</p>
 <p>TE Part # 4-1423161-8 7014RHA2I2=RLY,STD,ON,4P,60V,30M,A2,I2</p>	 <p>TE Part # 3-1423157-0 7012BC=RLY,STD,ON,2P,240VAC,15</p>	 <p>TE Part # 2-1472969-2 7022PFT=RLY,STD,OFF,2P,125VDC,10MIN,T OP</p>	 <p>TE Part # 2-1423158-6 7012L8DLN=RLY,NAV,ON,115VAC,50SEC,L OPT</p>
 <p>TE Part # 2-1423159-2 7012PBX=RLY,STD,ON,2P,125VDC,</p>	 <p>TE Part # 6-1423162-2 7022CF=RLY,STD,OFF,2P,480VAC,10MIN</p>	 <p>TE Part # 2-1437490-4 7022WCIMT=96VDC 1.5-15 SECS</p>	 <p>TE Part # 1423161-8 7014PD=RLY,STD,ON,4P,125VDC,10</p>
 <p>TE Part # 1-1423157-3 7012AEL=RLY,STD,ON,2P,120VAC,2</p>	 <p>TE Part # 3-1423152-4 2112D4YH=RLY,MINI,ON,2P,4,125V,120SEC</p>	 <p>TE Part # 1-1423179-7 7032PCC=RLY,STD,DBH,2P,125VDC,15SEC</p>	 <p>TE Part # 8-1755142-9 7022NDI=RLY,STD,OFF,2P,48V,50S,I</p>
 <p>TE Part # 2-1423165-1 7024CD=RLY,STD,OFF,4P,480VAC,50SEC</p>	 <p>TE Part # 1-1423162-1 7022AFT=RLY,STD,OFF,2P,120VAC,</p>	 <p>TE Part # 2-1472973-2 7012RCA2I=RLY,STD,ON,2P,60VDC,15SEC,A2,I</p>	 <p>TE Part # 2-1423164-6 7022PE=RLY,STD,OFF,2P,125VDC,</p>

Customers Also Bought

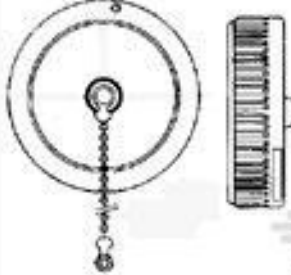




TE Part #2271183-1
RECEPTACLE, 2PINS WIRE TO WIRE CONNECTOR




TE Part #9-1437471-6
SSC22AGA=120V 50/60HZ 10/300 S



TE Part #213823-2
CMC DUST CAP ASSM,SIZE 14



TE Part #208721-1
RECEPT ASSY,SZ 14,CMC



TE Part #1393143-5
27E121=SOCKET,KUP,11,SCW,SURF-MOUNT



TE Part #1423162-8
7022ADT=RLY,STD,OFF,2P,120VAC



TE Part #2-1423157-5
7012AKL=RLY,STD,ON,2P,120VAC,3



TE Part #2271180-1
PLUG, 2PIN WIRE TO WIRE CONNECTOR



TE Part #4-1393104-4
KRPA-11DG-125=KRPA

TE Part #4-1393159-6
20C314=SPRING,HOLD,DOWN,KUP

Documents

Product Drawings

7012AK=RLY,STD,ON,2P,120VAC,30

English

Datasheets & Catalog Pages

5-1773450-5_sec12_7000

English