



Relays & Contactors > Electromechanical Relays



Relay & Contactor Type: **Time Delay Relay**
Current Type: **DC**
Contact Arrangement: **2 Form C DPDT-CO**
Contact Current Rating: **10 A**
Main Termination & Connection Type: **Screw Terminals**

Features

Product Type Features

Relay & Contactor Type	Time Delay Relay
------------------------	------------------

Configuration Features

Contact Arrangement	2 Form C DPDT-CO
---------------------	------------------

Electrical Characteristics

Input Voltage	125 VDC
Contact Current Rating	10 A

Termination Features

Main Termination & Connection Type	Screw Terminals
Coil Termination & Connection Type	Screw Terminals

Mechanical Attachment

Product Mounting Feature Type	Mounting Brackets
Product Mount Type	Chassis Mount

Dimensions

Product Width	82.55 mm[3.25 in]
Product Length	114.8 mm[4.52 in]
Product Height	78.4 mm[3.09 in]

Usage Conditions

--	--



Operating Temperature Range	-30 – 75 °C
Environmental Ambient Temperature (Max)	75 °C[167 °F]

Operation/Application

Type of Control	Knob
Delay Time	1.5 – 15 seconds
Mode of Operation	On-Delay
Repeatability (Max)	±5%
Current Type	DC

Product Compliance

For compliance documentation, visit the product page on TE.com>





















EU RoHS Directive 2011/65/EU	Not Compliant
EU ELV Directive 2000/53/EC	Not Compliant
China RoHS 2 Directive MIIT Order No 32, 2016	Restricted Materials Above Threshold
EU REACH Regulation (EC) No. 1907/2006	Current ECHA Candidate List: JAN 2025 (247) Candidate List Declared Against: JAN 2025 (247) SVHC > Threshold: Cd (15% in Component Part) Pb (3.7% in 74019790) Article Safe Usage Statements: Use personal protective equipment as required. Do not eat, drink or smoke when using this product. Wash thoroughly after handling. Recycle if possible and dispose of the article by following all applicable governmental regulations relevant to your geographic location.
Halogen Content	Low Halogen - Br, Cl, F, I < 900 ppm per homogenous material. Also BFR/CFR/PVC Free
Solder Process Capability	Not applicable for solder process capability

Product Compliance Disclaimer

This information is provided based on reasonable inquiry of our suppliers and represents our current actual knowledge based on the information they provided. This information is subject to change. The part numbers that TE has identified as EU RoHS compliant have a maximum concentration of 0.1% by weight in homogenous materials for lead, hexavalent chromium, mercury, PBB, PBDE, DBP, BBP, DEHP, DIBP, and 0.01% for cadmium, or qualify for an exemption to these limits as defined in the Annexes of Directive 2011/65/EU (RoHS2). Finished electrical and electronic equipment products will be CE marked as required by Directive 2011/65/EU. Components may not be CE marked. Additionally, the part numbers that TE has identified as EU ELV compliant have a maximum concentration of 0.1% by weight in homogenous materials for lead, hexavalent chromium, and mercury, and 0.01% for cadmium, or qualify for an exemption to these limits as defined in the Annexes of Directive 2000/53/EC (ELV). Regarding the REACH Regulation, the information TE provides on SVHC in articles for this part number is based on the latest European Chemicals Agency (ECHA) ‘Guidance on requirements for substances in articles’ posted at this URL: <https://echa.europa.eu/guidance-documents/guidance-on-reach>



Compatible Parts

 <p>TE Part # 8-1472981-1 7022L26B=RLY,STD,OFF,2P,277V,5S</p>	 <p>TE Part # 2-1755148-0 7012OBY1=RLY,STD,ON,2P,24V,5S,Y1</p>	 <p>TE Part # 3-1437491-6 7022GDX TIMIN</p>	 <p>TE Part # 9-1423159-0 7012PCLL=RLY,STD,ON,2P,125VDC</p>
 <p>TE Part # 7-1423161-8 7014SH=RLY,STD,ON,4P,250VDC,30MIN</p>	 <p>TE Part # 1423183-1 7032AAB=RLY,STD,DBH,2P,120VAC</p>	 <p>TE Part # 1-1423163-1 7022L10FN=RLY,NAV,OFF,2P,440V</p>	 <p>TE Part # 1423165-6 7024AK=RLY,STD,OFF,4P,120VAC,</p>
 <p>TE Part # 1437452-6 7022ADY1=RLY,STD,OFF,2P,120VA</p>	 <p>TE Part # 4-1472973-0 7012PKLL=RLY,STD,ON,2P,125VDC,300SEC,LL</p>	 <p>TE Part # 2-1423179-0 7032PCCA211C698=RLY,STD,DBH,2PDT,125VDC,</p>	 <p>TE Part # 2-1423162-3 7022BC=RLY,STD,OFF,2P,240VAC,</p>
 <p>TE Part # 3-1423159-4 7012PJL=RLY,STD,ON,2P,125VDC,</p>	 <p>TE Part # 3-1423157-2 7012BE=RLY,STD,ON,2P,240VAC,2</p>	 <p>TE Part # 5-1423159-6 7012SKX=RLY,STD,ON,2P,250VDC,</p>	 <p>TE Part # 7-1755142-9 7022X3K=RLY,STD,OFF,2P,110V,300S</p>
 <p>TE Part # 3-1472981-8 7022CBSY2=RLY,STD,OFF,2P,480V,5S,S,Y2</p>	 <p>TE Part # 5-1423161-5 7014PAT=RLY,STD,ON,4P,125V,2S,T S,Y2</p>	 <p>TE Part # 7-1472981-0 7022EE=RLY,STD,OFF,2P,24V,200S</p>	 <p>TE Part # 1-1472981-5 7022AAY1=RLY,STD,OFF,2P,120V,1S,Y1 OPT</p>

Customers Also Bought

7012PC

Time Delay Relay, DC, 2 Form C DPDT-CO, 10 A Contact Rating, Chassis Mount, 75 °C [167 °F]





TE Part #4-1393117-2
KUP-11D11-24=KU




TE Part #7-1393252-3
W67-X2Q13-5=M6/M7/M9/W6/W7



TE Part #8-1393113-8
KUEP-11D15-48=KU



TE Part #1-1423159-0
7012NK=RLY,STD,ON,2P,48VDC,30



TE Part #1SNA116576R1500
FEM3A



TE Part #1423162-1
7022AA=RLY,STD,OFF,2P,120VAC,1



TE Part #1423159-2
7012NB=RLY,STD,ON,2P,48VDC,5 S



TE Part #1-1423162-8
7022AK=RLY,STD,OFF,2P,120VAC,1



TE Part #5-1393127-5
PRD-11DJ0-24=PRD



TE Part #5-2027011-1
KUEP-7D15-125=RELAY,5A,2A, AGCDO,QC.187,M

Documents

Product Drawings

7012PC=RLY,STD,ON,2P,125VDC,15

English

Datasheets & Catalog Pages

5-1773450-5_sec12_7000

English