



Connectors > Terminal Blocks & Strips > Barrier Strips



Number of Positions: 2

Barrier Strip Style: **Tri-Barrier**

Bottom Termination Type: **Quick Connect Tab**

Connector System: **Wire-to-Panel**

Centerline (Pitch): **9.53 mm [.375 in]**

Features

Product Type Features

Block Style	Insulated Turret
Connector System	Wire-to-Panel
Connector & Contact Terminates To	Wire & Cable

Configuration Features

Number of Levels	1
Number of Positions	2
Number of Rows	1

Electrical Characteristics

Operating Voltage	300 V
-------------------	-------

Body Features

Primary Product Color	Black
Product Orientation	Vertical
Barrier Strip Style	Tri-Barrier



Contact Features

Contact Base Material	Copper Alloy
PCB Contact Termination Area Plating Material	Tin
Contact Current Rating (Max)	20 A

Termination Features

Bottom Termination Type	Quick Connect Tab
-------------------------	-------------------

Mechanical Attachment

Top Termination Type	Wire Clamp Combo Head
Mounting Options	End Mounting Ears
Screw Plating Material	Zinc Chromate
Screw Material	Steel
Thread Size	6-32
Screw Head Type	Wire Clamp Combo Head
Connector Mounting Type	Panel Mount

Housing Features

Housing Material	Thermoplastic
Centerline (Pitch)	9.53 mm [.375 in]

Dimensions

Product Length	36.55 mm [1.439 in]
Wire Size	22 – 12 AWG

Usage Conditions

Operating Temperature Range	0 – 105 °C [32 – 221 °F]
-----------------------------	--------------------------

Operation/Application

Circuit Application	Power
---------------------	-------

Industry Standards

UL Flammability Rating	UL 94V-0
------------------------	----------

Packaging Features

Packaging Method	Package
Packaging Quantity	120

Product Compliance

For compliance documentation, visit the product page on TE.com>

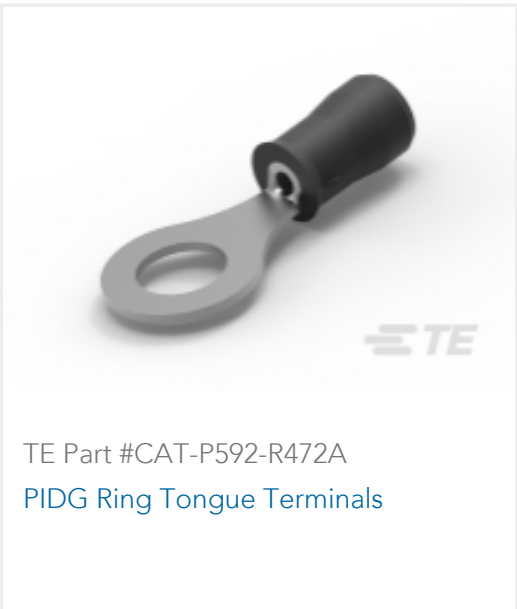


EU RoHS Directive 2011/65/EU	Compliant
EU ELV Directive 2000/53/EC	Compliant
China RoHS 2 Directive MIIT Order No 32, 2016	No Restricted Materials Above Threshold
EU REACH Regulation (EC) No. 1907/2006	Current ECHA Candidate List: JAN 2025 (247) Candidate List Declared Against: JUNE 2024 (241) Does not contain REACH SVHC
Halogen Content	Low Halogen - Br, Cl, F, I < 900 ppm per homogenous material. Also BFR/CFR/PVC Free
Solder Process Capability	Not applicable for solder process capability


Product Compliance Disclaimer

This information is provided based on reasonable inquiry of our suppliers and represents our current actual knowledge based on the information they provided. This information is subject to change. The part numbers that TE has identified as EU RoHS compliant have a maximum concentration of 0.1% by weight in homogenous materials for lead, hexavalent chromium, mercury, PBB, PBDE, DBP, BBP, DEHP, DIBP, and 0.01% for cadmium, or qualify for an exemption to these limits as defined in the Annexes of Directive 2011/65/EU (RoHS2). Finished electrical and electronic equipment products will be CE marked as required by Directive 2011/65/EU. Components may not be CE marked. Additionally, the part numbers that TE has identified as EU ELV compliant have a maximum concentration of 0.1% by weight in homogenous materials for lead, hexavalent chromium, and mercury, and 0.01% for cadmium, or qualify for an exemption to these limits as defined in the Annexes of Directive 2000/53/EC (ELV). Regarding the REACH Regulation, the information TE provides on SVHC in articles for this part number is based on the latest European Chemicals Agency (ECHA) ‘Guidance on requirements for substances in articles’ posted at this URL: <https://echa.europa.eu/guidance-documents/guidance-on-reach>


Customers Also Bought




TE Part #CAT-P592-R472A
PIDG Ring Tongue Terminals




TE Part #284511-6
6 POS TERMI-BLOK PLUG C. VITI




TE Part #6609007-8
20EJT1=F8138



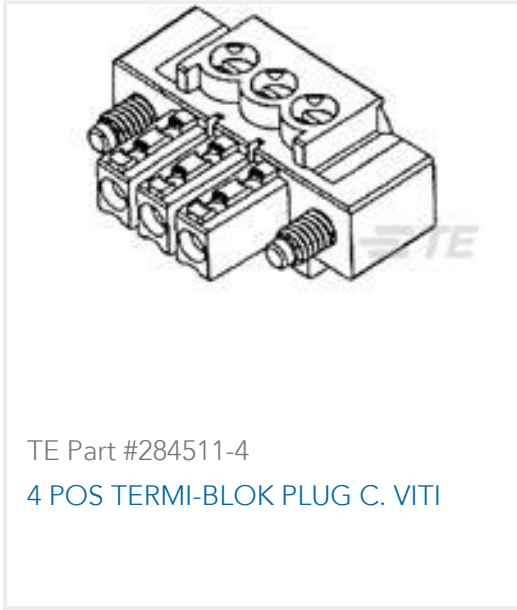
TE Part #T4161420004-005
RPC-M12-FR-4CON-PUR-5.0SH




TE Part #52266-4
TERMINAL R PG 4 3/8



TE Part #1-331456-0
TERMINAL,T-N R 4 10



TE Part #284511-4
4 POS TERMI-BLOK PLUG C. VITI



TE Part #5750752-2
68 50SR BKSHLL KIT W/BOOT BULK



Documents

Product Drawings

[BC6-Q308-02=BC6 ASSEMBLY](#)

English

CAD Files

[3D PDF](#)

3D

Customer View Model

[ENG_CVM_CVM_2-1437662-3_G_c-2-1437662-3-g.2d_dxf.zip](#)

English

Customer View Model

[ENG_CVM_CVM_2-1437662-3_G_c-2-1437662-3-g.3d_igs.zip](#)

English

Customer View Model

[ENG_CVM_CVM_2-1437662-3_G_c-2-1437662-3-g.3d_stp.zip](#)

English

By downloading the CAD file I accept and agree to the [Terms and Conditions](#) of use.

Datasheets & Catalog Pages

[1-1773458-2_BARRIER_STRIPS_QUICK_REFERENCE_GUIDE](#)

English