



Connectors > Terminal Blocks & Strips > Barrier Strips



Number of Positions: 3

Barrier Strip Style: **Dual Barrier**

Bottom Termination Type: **Printed Circuit Pin**

Connector System: **Wire-to-Board**

Centerline (Pitch): **9.53 mm [.375 in]**

Features

Product Type Features

Block Style	Flat Bottom with standoffs
Connector System	Wire-to-Board
Connector & Contact Terminates To	Printed Circuit Board

Configuration Features

Number of Levels	1
Number of Positions	3
Number of Rows	1

Electrical Characteristics

Operating Voltage	300 V, 600 V
-------------------	--------------

Body Features

Primary Product Color	Black
Product Orientation	Vertical
Barrier Strip Style	Dual Barrier



Contact Features

Contact Base Material	Copper Alloy
Mating Tab Thickness	.81 mm[.032 in]
PCB Contact Termination Area Plating Material	Tin
Mating Tab Width	6.35 mm[.25 in]
Contact Current Rating (Max)	5 A, 20 A

Termination Features

Bottom Termination Type	Printed Circuit Pin
-------------------------	---------------------

Mechanical Attachment

Top Termination Type	Wire Clamp Combo Head
Mounting Options	None
Screw Plating Material	Zinc Chromate
Screw Material	Steel
Thread Size	6-32
Screw Head Type	Wire Clamp Combo Head
Connector Mounting Type	Board Mount

Housing Features

Housing Material	Thermoplastic
Centerline (Pitch)	9.53 mm[.375 in]

Dimensions

Product Length	30.12 mm[1.186 in]
Wire Size	22 – 12 AWG

Operation/Application

Circuit Application	Power
---------------------	-------

Industry Standards

UL Flammability Rating	UL 94V-0
------------------------	----------

Packaging Features

Packaging Method	Package
Packaging Quantity	250

Product Compliance

[For compliance documentation, visit the product page on TE.com>](#)




EU RoHS Directive 2011/65/EU	Compliant
EU ELV Directive 2000/53/EC	Compliant
China RoHS 2 Directive MIIT Order No 32, 2016	No Restricted Materials Above Threshold
EU REACH Regulation (EC) No. 1907/2006	Current ECHA Candidate List: JAN 2025 (247) Candidate List Declared Against: JAN 2025 (247) Does not contain REACH SVHC
Halogen Content	Low Halogen - Br, Cl, F, I < 900 ppm per homogenous material. Also BFR/CFR/PVC Free
Solder Process Capability	Wave solder capable to 265°C

Product Compliance Disclaimer

This information is provided based on reasonable inquiry of our suppliers and represents our current actual knowledge based on the information they provided. This information is subject to change. The part numbers that TE has identified as EU RoHS compliant have a maximum concentration of 0.1% by weight in homogenous materials for lead, hexavalent chromium, mercury, PBB, PBDE, DBP, BBP, DEHP, DIBP, and 0.01% for cadmium, or qualify for an exemption to these limits as defined in the Annexes of Directive 2011/65/EU (RoHS2). Finished electrical and electronic equipment products will be CE marked as required by Directive 2011/65/EU. Components may not be CE marked. Additionally, the part numbers that TE has identified as EU ELV compliant have a maximum concentration of 0.1% by weight in homogenous materials for lead, hexavalent chromium, and mercury, and 0.01% for cadmium, or qualify for an exemption to these limits as defined in the Annexes of Directive 2000/53/EC (ELV). Regarding the REACH Regulation, the information TE provides on SVHC in articles for this part number is based on the latest European Chemicals Agency (ECHA) 'Guidance on requirements for substances in articles' posted at this URL: <https://echa.europa.eu/guidance-documents/guidance-on-reach>

Also in the Series | [BUCHANAN JC6 Series](#)




Barrier Strips(109)

Customers Also Bought



TE Part #5-146254-1
02 MODII HDR DRST B/A .100CL




TE Part #7-2176307-9
RP 1E 0.1W 80K6 0.1% 25PPM 5K RL



TE Part #222163-1
BUSHING INSULATING



TE Part #3-2176306-3
RP 1E 0.1W 2K49 0.1% 25PPM 5K RL



TE Part #696422-4
PIDG PVF2 R 22-16COM22-18MIL 6



TE Part #3-2176307-5
RP 1E 0.1W 28K 0.1% 25PPM 5K RL



TE Part #322249
PG SPDFLG 22-16COMM 22-18MIL 6



TE Part #CAT-023-DRARS1274
D-Sub Receptacle Assembly: Right Angle, Shell Size 1, 2.74mm



TE Part #6339160-1
MJ,RJ45,SMT,SHLD,PANEL GRD

Documents

Product Drawings

JC6-P108-03=JC6 ASSEMBLY

English

CAD Files

Customer View Model

ENG_CVM_CVM_2-1437665-1_P.3d_stp.zip

English

Customer View Model

ENG_CVM_CVM_2-1437665-1_P.2d_dxf.zip

English

3D PDF

3D

Customer View Model

ENG_CVM_CVM_2-1437665-1_P.3d_igs.zip

English

By downloading the CAD file I accept and agree to the [Terms and Conditions](#) of use.

Datasheets & Catalog Pages



1-1773458-2_BARRIER_STRIPS_QUICK_REFERENCE_GUIDE

English