



Connectors > Connector Accessories > Connector Backshells



Connector Backshell Product Style: **Shielded**
Connector Backshell Product Type: **Backshell**
Primary Product Material: **Zinc**
Body Orientation: **Straight**
Compatible With Connector Shell Size: **3**

Features

Product Type Features

Connector Backshell Product Style	Shielded
Connector Backshell Product Type	Backshell

Configuration Features

Number of Positions	25
---------------------	----

Body Features

Cable Exit Angle	180°
Primary Product Material	Zinc
Primary Product Plating Material	Nickel

Mechanical Attachment

Thread Size	4-40
-------------	------

Housing Features

Body Orientation	Straight
Compatible With Connector Shape	D-Shaped

Dimensions

--	--



Compatible Insulation Diameter Range	4 – 13 mm[.158 – .512 in]
--------------------------------------	---------------------------

Usage Conditions

Operating Temperature Range	-55 – 105 °C[-67 – 221 °F]
-----------------------------	----------------------------

Operation/Application

Compatible With Connector Shell Size	3
--------------------------------------	---

Industry Standards

UL Flammability Rating	UL 94V-0
------------------------	----------

Packaging Features

Packaging Method	Bag
------------------	-----

Product Compliance

For compliance documentation, visit the product page on TE.com>

EU RoHS Directive 2011/65/EU	Compliant
EU ELV Directive 2000/53/EC	Compliant
China RoHS 2 Directive MIIT Order No 32, 2016	No Restricted Materials Above Threshold
EU REACH Regulation (EC) No. 1907/2006	Current ECHA Candidate List: JAN 2025 (247) Candidate List Declared Against: JAN 2025 (247) Does not contain REACH SVHC
Halogen Content	Low Halogen - Br, Cl, F, I < 900 ppm per homogenous material. Also BFR/CFR/PVC Free
Solder Process Capability	Not applicable for solder process capability

Product Compliance Disclaimer

This information is provided based on reasonable inquiry of our suppliers and represents our current actual knowledge based on the information they provided. This information is subject to change. The part numbers that TE has identified as EU RoHS compliant have a maximum concentration of 0.1% by weight in homogenous materials for lead, hexavalent chromium, mercury, PBB, PBDE, DBP, BBP, DEHP, DIBP, and 0.01% for cadmium, or qualify for an exemption to these limits as defined in the Annexes of Directive 2011/65/EU (RoHS2). Finished electrical and electronic equipment products will be CE marked as required by Directive 2011/65/EU. Components may not be CE marked. Additionally, the part numbers that TE has identified as EU ELV compliant have a maximum concentration of 0.1% by weight in homogenous materials for lead, hexavalent chromium, and mercury, and 0.01% for cadmium, or qualify for an exemption to these limits as defined in the Annexes of Directive 2000/53/EC (ELV). Regarding the REACH Regulation, the information TE provides on SVHC in articles for this part number is based on the latest European Chemicals Agency (ECHA) 'Guidance on requirements for substances in articles' posted at this URL: <https://echa.europa.eu/guidance-documents/guidance-on-reach>

Compatible Parts



TE Part # 6-1478762-7
METAL BACKSHELL 25 WAY TOP ENTRY



TE Part # 5-1478762-3
Metal backshell 25 way Top Ent



TE Part # 5-747913-2
25 Rcpt Solder Cup, Gold Flash


Customers Also Bought



TE Part #1622316-1
LR1 1% 13K



TE Part #1622176-1
LR0204 1% 18K



TE Part #5-1879665-9
H8 49K9 0.1% 15PPM




TE Part #D03269-000
B-155-07-35-22-5



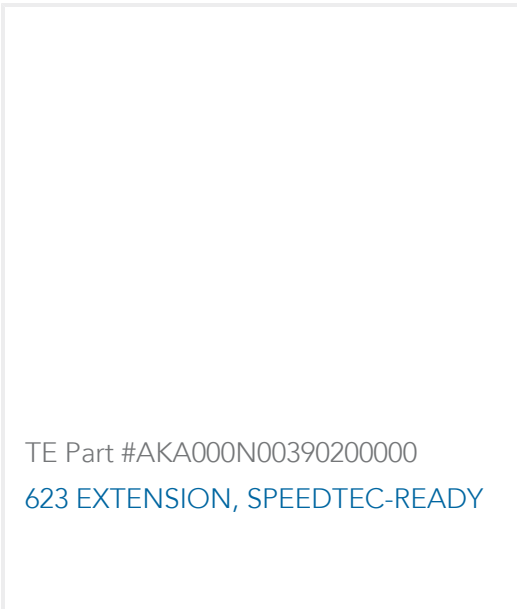
TE Part #ASB000N00410216000
623 PLUG



TE Part #ASA000N00390235000
623 PLUG



TE Part #2-1623789-0
SQM7 R10 5% (WIRE)



TE Part #AKA000N00390200000
623 EXTENSION, SPEEDTEC-READY



TE Part #1-2176177-2
CRGH0603 1% 1K2 0.2W



TE Part #1622435-1
LR1 1% 30R

Documents

- Product Drawings
- METAL BACKSHELL 25 WAY TOP E
- English
- METAL BACKSHELL 25 WAY TOP E
- English
- METAL BACKSHELL 25 WAY TOP E
- English

CAD Files



3D PDF

3D

Customer View Model

[ENG_CVM_CVM_2-1478762-5_G_c-2-1478762-5-g.2d_dxf.zip](#)

English

Customer View Model

[ENG_CVM_CVM_2-1478762-5_G_c-2-1478762-5-g.3d_igs.zip](#)

English

Customer View Model

[ENG_CVM_CVM_2-1478762-5_G_c-2-1478762-5-g.3d_stp.zip](#)

English

By downloading the CAD file I accept and agree to the [Terms and Conditions](#) of use.