

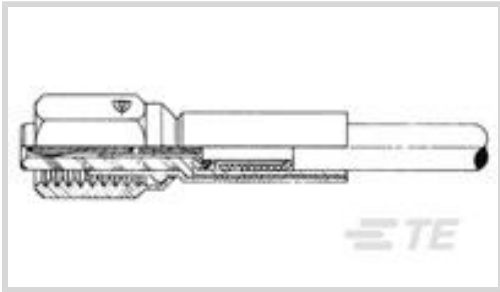


Microdot

TE Internal #: 2-1532006-8  
Ultra Miniature (LEPRA/CON) Connector, Plug, 50 ohm, Threaded,  
1 Position, Wire & Cable, Cable Mount (Free-Hanging), -55 – 125 °C  
[-67 – 257 °F]

[View on TE.com >](#)

Connectors > RF Connectors > Coax Connectors



RF Interface: **Ultra Miniature (LEPRA/CON)**  
RF Connector Style: **Plug**  
RF Connector Mated Outer Diameter (Approximate): **4.06 mm [ .16 in ]**  
Impedance: **50 Ω**  
Compatible With RF Cable Type: **RG 178/U, RG 196/U**

Features

Product Type Features

RF Interface	Ultra Miniature (LEPRA/CON)
RF Connector Style	Plug
Compatible With RF Cable Type	RG 178/U, RG 196/U
Sealable	No
Connector & Contact Terminates To	Wire & Cable

Configuration Features

Number of Positions	1
Number of Coaxial Contacts	1

Electrical Characteristics

Impedance	50 Ω
-----------	------

Body Features

Cable Connector Orientation	Straight
Body Material	Brass
Body Material Finish	Plated
Body Plating Material	Gold

Contact Features

RF Connector Center Contact Plating Material	Gold (Au)
RF Connector Center Contact Material	Beryllium Copper



Termination Features

Termination Method to Wire & Cable	Crimp
------------------------------------	-------

Mechanical Attachment

RF Connector Coupling Mechanism	Threaded
Connector Mounting Type	Cable Mount (Free-Hanging)
RF Contact Captivation Method	Screw

Dimensions

RF Connector Mated Outer Diameter (Approximate)	4.06 mm[.16 in]
---	-----------------

Usage Conditions

Operating Temperature Range	-55 – 125 °C[-67 – 257 °F]
-----------------------------	----------------------------

Packaging Features

Packaging Method	Package
------------------	---------

Other

Additional Features	Solderless
Grade	Commercial
Dielectric Material	PTFE

Product Compliance

For compliance documentation, visit the product page on TE.com>


EU RoHS Directive 2011/65/EU	Compliant with Exemptions
EU ELV Directive 2000/53/EC	Compliant with Exemptions
China RoHS 2 Directive MIIT Order No 32, 2016	Restricted Materials Above Threshold
EU REACH Regulation (EC) No. 1907/2006	Current ECHA Candidate List: JAN 2025 (247) Candidate List Declared Against: JAN 2025 (247) SVHC > Threshold: Cd (1% in Component Part) Pb (3.7% in 74018819) <b>Article Safe Usage Statements:</b> Use personal protective equipment as required. Do not eat, drink or smoke when using this product. Wash thoroughly after handling. Recycle if possible and dispose of the article by following all applicable governmental regulations relevant to your geographic location.
Halogen Content	Low Bromine/Chlorine - Br and Cl < 900 ppm per homogenous material. Also BFR /CFR/PVC Free
Solder Process Capability	Wave solder capable to 265°C




Product Compliance Disclaimer

This information is provided based on reasonable inquiry of our suppliers and represents our current actual knowledge based on the information they provided. This information is subject to change. The part numbers that TE has identified as EU RoHS compliant have a maximum concentration of 0.1% by weight in homogenous materials for lead, hexavalent chromium, mercury, PBB, PBDE, DBP, BBP, DEHP, DIBP, and 0.01% for cadmium, or qualify for an exemption to these limits as defined in the Annexes of Directive 2011/65/EU (RoHS2). Finished electrical and electronic equipment products will be CE marked as required by Directive 2011/65/EU. Components may not be CE marked. Additionally, the part numbers that TE has identified as EU ELV compliant have a maximum concentration of 0.1% by weight in homogenous materials for lead, hexavalent chromium, and mercury, and 0.01% for cadmium, or qualify for an exemption to these limits as defined in the Annexes of Directive 2000/53/EC (ELV). Regarding the REACH Regulation, the information TE provides on SVHC in articles for this part number is based on the latest European Chemicals Agency (ECHA) 'Guidance on requirements for substances in articles' posted at this URL: <https://echa.europa.eu/guidance-documents/guidance-on-reach>


Customers Also Bought



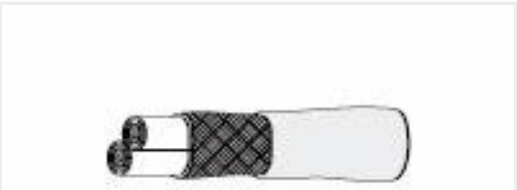
TE Part #625337-000  
D-128-0028




TE Part #NB09012001  
ATUM-12/3-0-STK



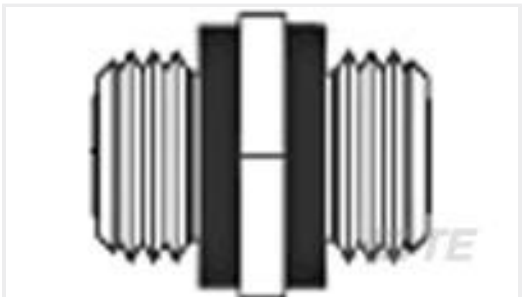
TE Part #3-2176263-6  
RN 0402 56K2 0.1% 10PPM 5K RL




TE Part #316079-002  
55A1121-26-6/9-9




TE Part #745253-2  
20 DF SCKT CONT,PLTD



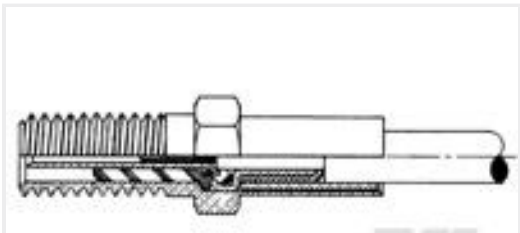
TE Part #1466294-1  
03300010001



TE Part #CAT-076-BNCRABAY  
BNC RF Connector: Male (Jack), Right Angle



TE Part #CM6262-000  
TTMS-MP-6.4-9



TE Part #1-1532006-0  
141-0000-0001=JACK,STRAIGHTSO

Documents

Product Drawings  
142-0000-0002=PLUG,STRAIGHTS-  
English

CAD Files  
3D PDF



3D

Customer View Model

[ENG\\_CVM\\_CVM\\_2-1532006-8\\_H.2d\\_dxf.zip](#)

English

Customer View Model

[ENG\\_CVM\\_CVM\\_2-1532006-8\\_H.3d\\_igs.zip](#)

English

Customer View Model

[ENG\\_CVM\\_CVM\\_2-1532006-8\\_H.3d\\_stp.zip](#)

English

By downloading the CAD file I accept and agree to the [Terms and Conditions](#) of use.

Instruction Sheets

[Instruction Sheet \(U.S.\)](#)

English