

HMB1230K01P

✓ ACTIVE

CII

TE Internal #: 2-1617038-8

General Purpose Signal Relay, DC, Non-Polarized, Monostable, 2 Form C DPDT-CO, 2 A Contact Rating, 26.5 VDC Coil Voltage, 1 W Coil Power

[View on TE.com >](#)



Relays & Contactors > Electromechanical Relays



Relay & Contactor Type: **General Purpose Signal Relay**

Current Type: **DC**

Coil Magnetic System: **Non-Polarized, Monostable**

Contact Arrangement: **2 Form C DPDT-CO**

Contact Current Rating: **2 A**

Features

Product Type Features

Relay & Contactor Type	General Purpose Signal Relay
------------------------	------------------------------

Configuration Features

Contact Arrangement	2 Form C DPDT-CO
---------------------	------------------

Electrical Characteristics

Coil Resistance	700 Ω
Contact Current Rating	2 A
Coil Voltage Rating	26.5 VDC
Coil Power Rating DC	1 W

Body Features

Enclosure Type	Hermetically Sealed
----------------	---------------------

Termination Features

Main Termination & Connection Type	Solder Pins
Coil Termination & Connection Type	Solder Pins

Mechanical Attachment

Product Mount Type	Panel & Printed Circuit Board
--------------------	-------------------------------

Usage Conditions

Operating Temperature Range	-65 – 125 °C[-85 – 257 °F]
-----------------------------	----------------------------



Environmental Ambient Temperature (Max)	125 °C[257 °F]
Operation/Application	
Vibration Resistance	30G's, 10 – 3000Hz
Shock Resistance	100G's, 6ms
Current Type	DC
Coil Magnetic System	Non-Polarized, Monostable

Product Compliance

For compliance documentation, visit the product page on TE.com>

EU RoHS Directive 2011/65/EU	Not Compliant
EU ELV Directive 2000/53/EC	Not Compliant
China RoHS 2 Directive MIIT Order No 32, 2016	Restricted Materials Above Threshold
EU REACH Regulation (EC) No. 1907/2006	Current ECHA Candidate List: JAN 2025 (247) Candidate List Declared Against: JAN 2024 (240) Does not contain REACH SVHC
Halogen Content	Low Halogen - Br, Cl, F, I < 900 ppm per homogenous material. Also BFR/CFR/PVC Free
Solder Process Capability	Not lead free process capable



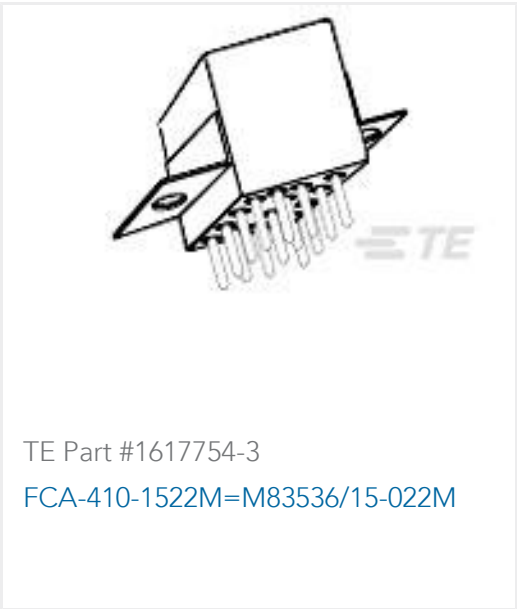
Product Compliance Disclaimer

This information is provided based on reasonable inquiry of our suppliers and represents our current actual knowledge based on the information they provided. This information is subject to change. The part numbers that TE has identified as EU RoHS compliant have a maximum concentration of 0.1% by weight in homogenous materials for lead, hexavalent chromium, mercury, PBB, PBDE, DBP, BBP, DEHP, DIBP, and 0.01% for cadmium, or qualify for an exemption to these limits as defined in the Annexes of Directive 2011/65/EU (RoHS2). Finished electrical and electronic equipment products will be CE marked as required by Directive 2011/65/EU. Components may not be CE marked. Additionally, the part numbers that TE has identified as EU ELV compliant have a maximum concentration of 0.1% by weight in homogenous materials for lead, hexavalent chromium, and mercury, and 0.01% for cadmium, or qualify for an exemption to these limits as defined in the Annexes of Directive 2000/53/EC (ELV). Regarding the REACH Regulation, the information TE provides on SVHC in articles for this part number is based on the latest European Chemicals Agency (ECHA) ‘Guidance on requirements for substances in articles’ posted at this URL: <https://echa.europa.eu/guidance-documents/guidance-on-reach>

Compatible Parts



Customers Also Bought



Documents

CAD Files

3D PDF

3D

Customer View Model

ENG\_CVM\_CVM\_2-1617038-8\_3.2d\_dxf.zip

English

Customer View Model

ENG\_CVM\_CVM\_2-1617038-8\_3.3d\_igs.zip

English

Customer View Model

ENG\_CVM\_CVM\_2-1617038-8\_3.3d\_stp.zip

English

By downloading the CAD file I accept and agree to the [Terms and Conditions](#) of use.

Datasheets & Catalog Pages

5-1773450-5\_sec1\_HFW

English

HMB1230K01P

General Purpose Signal Relay, DC, Non-Polarized, Monostable, 2 Form C DPDT-CO,  
2 A Contact Rating, 26.5 VDC Coil Voltage, 1 W Coil Power

