

3SBC1517A2

✓ ACTIVE

CII | CII 3SBC Relay


TE Internal #: 2-1617072-6

General Purpose Signal Relay, DC, Non-Polarized, Monostable, 2 Form C DPDT-CO, 2 A Contact Rating, 12 VDC Coil Voltage, CII 3SBC Relay

[View on TE.com >](#)



Relays & Contactors > Electromechanical Relays > DPDT Relay : Electrically-Held, 1/5-Size Relay



Relay & Contactor Type: **General Purpose Signal Relay**

Current Type: **DC**

Coil Magnetic System: **Non-Polarized, Monostable**

Contact Arrangement: **2 Form C DPDT-CO**

Contact Current Rating: **2 A**

[All DPDT Relay : Electrically-Held, 1/5-Size Relay \(84\)](#)

Features

Product Type Features

Relay & Contactor Type	General Purpose Signal Relay
------------------------	------------------------------

Configuration Features

Contact Arrangement	2 Form C DPDT-CO
---------------------	------------------

Electrical Characteristics

Coil Resistance	210 Ω
Contact Current Rating	2 A
Coil Voltage Rating	12 VDC
Coil Power Rating DC	.686 W

Body Features

Enclosure Type	Hermetically Sealed
----------------	---------------------

Termination Features

Main Termination & Connection Type	Solder Pins
Coil Termination & Connection Type	Solder Pins

Mechanical Attachment

Product Mount Type	Board Mount
--------------------	-------------



Usage Conditions

Operating Temperature Range	-65 – 125 °C
Environmental Ambient Temperature (Max)	125 °C[257 °F]

Operation/Application

Vibration Resistance	30G's, 10 – 3000Hz
Shock Resistance	75G's, 6ms
Current Type	DC
Coil Magnetic System	Non-Polarized, Monostable

Product Compliance

For compliance documentation, visit the product page on TE.com>


EU RoHS Directive 2011/65/EU	Not Compliant
EU ELV Directive 2000/53/EC	Out of Scope
China RoHS 2 Directive MIIT Order No 32, 2016	Restricted Materials Above Threshold
EU REACH Regulation (EC) No. 1907/2006	Current ECHA Candidate List: JAN 2025 (247) Candidate List Declared Against: JAN 2025 (247) SVHC > Threshold: Pb (90% in Component Part) Article Safe Usage Statements: Do not eat, drink or smoke when using this product. Wash thoroughly after handling. Recycle if possible and dispose of the article by following all applicable governmental regulations relevant to your geographic location.
Halogen Content	Not Yet Reviewed for halogen content
Solder Process Capability	Not lead free process capable

Product Compliance Disclaimer


This information is provided based on reasonable inquiry of our suppliers and represents our current actual knowledge based on the information they provided. This information is subject to change. The part numbers that TE has identified as EU RoHS compliant have a maximum concentration of 0.1% by weight in homogenous materials for lead, hexavalent chromium, mercury, PBB, PBDE, DBP, BBP, DEHP, DIBP, and 0.01% for cadmium, or qualify for an exemption to these limits as defined in the Annexes of Directive 2011/65/EU (RoHS2). Finished electrical and electronic equipment products will be CE marked as required by Directive 2011/65/EU. Components may not be CE marked. Additionally, the part numbers that TE has identified as EU ELV compliant have a maximum concentration of 0.1% by weight in homogenous materials for lead, hexavalent chromium, and mercury, and 0.01% for cadmium, or qualify for an exemption to these limits as defined in the Annexes of Directive 2000/53/EC (ELV). Regarding the REACH Regulations, TE’s information on SVHC in articles for this part number is still based on the European Chemical Agency (ECHA) ‘Guidance on requirements for substances in articles’(Version: 2, April 2011), applying the 0.1% weight on weight concentration threshold at the finished product level. TE is aware of the European Court of Justice ruling of September 10th, 2015 also known as O5A (Once An Article Always An Article) stating that, in case of ‘complex object’, the threshold for a SVHC must be applied to both the product as a whole and simultaneously to each of the articles forming part of its composition. TE has evaluated this ruling based on the new ECHA “Guidance on requirements for substances in articles” (June 2017, version 4.0) and will be updating its statements accordingly.



Compatible Parts




TE Part # CAT-3SBH-4PDT-WCS
4PDT Signal Relay: Electrically-Held, With Coil Suppression



TE Part # CAT-3SBH-4PDT-WOCS
4PDT Signal Relay: Electrically-Held, 1 /5-Size Relay


Also in the Series | CII 3SBC Relay



DC Relays(42)

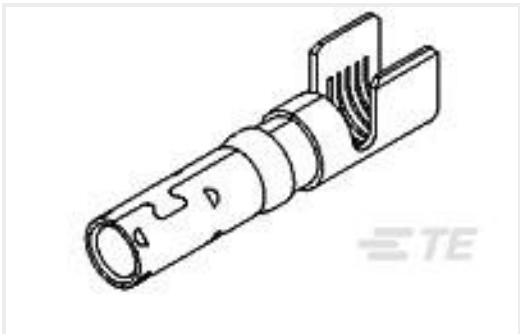


Electromechanical Relays(42)




General Purpose Signal Relays(42)

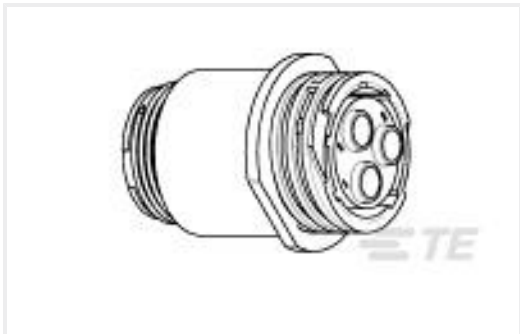
Customers Also Bought



TE Part #213843-3
POWERBAND CONT ASSY,SILVER PLT



TE Part #5554217-4
RCPT ASSY,50 POS,VERT MTG,SHLD



TE Part #796112-1
CPC 17-3 RCPT ASY,REV SEX



TE Part #1734366-1
Std USB Type A, VT, T/H



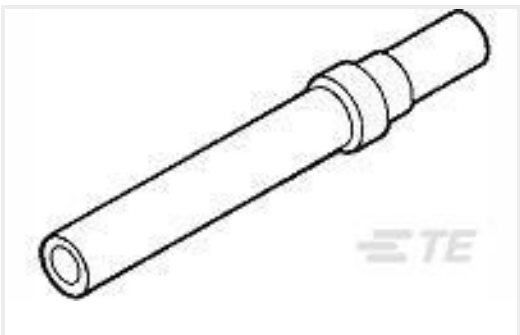
TE Part #1-5745967-0
25 RCPT SP/FMS INSRT



TE Part #5148292-5
ASSY,RECEPTACLE,EUROCARD,TYPE



TE Part #2-1617031-0
HFW1201K45 = M39016/6-109L



TE Part #205090-2
SKT CONT ASSY,SZ 20,AMPLIMITE



Documents

CAD Files

3D PDF

3D

Customer View Model

ENG_CVM_CVM_2-1617072-6_B_c-2-1617072-6-b.2d_dxf.zip

English

Customer View Model

ENG_CVM_CVM_2-1617072-6_B_c-2-1617072-6-b.3d_igs.zip

English

Customer View Model

ENG_CVM_CVM_2-1617072-6_B_c-2-1617072-6-b.3d_stp.zip

English

By downloading the CAD file I accept and agree to the [Terms and Conditions](#) of use.

Datasheets & Catalog Pages

5-1773450-5_sec1_3SBC

English

RELAY

English