



Relays & Contactors > Electromechanical Relays



Relay & Contactor Type: **Protective Relay**
Current Type: **AC**
Contact Arrangement: **1 NC & 1 NO**
Contact Current Rating: **5 A**
Main Termination & Connection Type: **Screw Terminals**

Features

Product Type Features

Relay & Contactor Type	Protective Relay
------------------------	------------------

Configuration Features

Phase	Single
Relay Options	Time Delay
Contact Arrangement	1 NC & 1 NO

Electrical Characteristics

Input Voltage	460 VDC
Contact Current Rating	5 A

Signal Characteristics

Frequency Adjustment	50 – 60 Hz
----------------------	------------

Termination Features

Main Termination & Connection Type	Screw Terminals
Coil Termination & Connection Type	Screw Terminals

Mechanical Attachment

Product Mounting Feature Type	Flange with Mounting Holes
Product Mount Type	Panel Mount

Dimensions

Product Width	114.3 mm[4.5 in]
---------------	------------------



Product Length	107.95 mm[4.25 in]
Product Height	63.5 mm[2.5 in]

Usage Conditions

Operating Temperature Range	-20 – 65 °C[-4 – 149 °F]
Environmental Ambient Temperature (Max)	65 °C[149 °F]

Operation/Application

Protection Function	Underfrequency
Current Type	AC

Product Compliance

For compliance documentation, visit the product page on TE.com>
















EU RoHS Directive 2011/65/EU	Not Compliant
EU ELV Directive 2000/53/EC	Not Compliant
China RoHS 2 Directive MIIT Order No 32, 2016	Restricted Materials Above Threshold
EU REACH Regulation (EC) No. 1907/2006	Current ECHA Candidate List: JAN 2025 (247) Candidate List Declared Against: JAN 2025 (247) SVHC > Threshold: Pb (5% in Component Part) Article Safe Usage Statements: Do not eat, drink or smoke when using this product. Wash thoroughly after handling. Recycle if possible and dispose of the article by following all applicable governmental regulations relevant to your geographic location.
Halogen Content	Not Yet Reviewed for halogen content
Solder Process Capability	Not applicable for solder process capability

Product Compliance Disclaimer




This information is provided based on reasonable inquiry of our suppliers and represents our current actual knowledge based on the information they provided. This information is subject to change. The part numbers that TE has identified as EU RoHS compliant have a maximum concentration of 0.1% by weight in homogenous materials for lead, hexavalent chromium, mercury, PBB, PBDE, DBP, BBP, DEHP, DIBP, and 0.01% for cadmium, or qualify for an exemption to these limits as defined in the Annexes of Directive 2011/65/EU (RoHS2). Finished electrical and electronic equipment products will be CE marked as required by Directive 2011/65/EU. Components may not be CE marked. Additionally, the part numbers that TE has identified as EU ELV compliant have a maximum concentration of 0.1% by weight in homogenous materials for lead, hexavalent chromium, and mercury, and 0.01% for cadmium, or qualify for an exemption to these limits as defined in the Annexes of Directive 2000/53/EC (ELV). Regarding the REACH Regulations, TE’s information on SVHC in articles for this part number is still based on the European Chemical Agency (ECHA) ‘Guidance on requirements for substances in articles’(Version: 2, April 2011), applying the 0.1% weight on weight concentration threshold at the finished product level. TE is aware of the European Court of Justice ruling of September 10th, 2015 also known as O5A (Once An Article Always An Article) stating that, in case of ‘complex object’, the threshold for a SVHC must be applied to both the product as a whole and simultaneously to each of the articles forming part of its composition. TE has evaluated this ruling based on the new ECHA “Guidance on requirements for substances in articles” (June 2017, version 4.0) and will be updating its statements accordingly.



Compatible Parts

 TE Part # 2-1618374-2 WUVT1-200=RELAY, UNDERVOLTAGE	 TE Part # 2-1618374-6 WUVT1-440=RELAY, UNDERVOLTAGE	 TE Part # 2-1618374-5 WUVT1-416=RELAY, UNDERVOLTAGE	 TE Part # 2-1618112-7 WUV-1-120H=WILMAR UNDERVOLTAGE
 TE Part # 2-1618112-8 WUV-1-120HB=RELAY, UNDERVOLTAGE	 TE Part # 2-1618112-9 WUV-1-120P=WILMAR UNDERVOLTAGE	 TE Part # 2-1618374-7 WUVT1-460=RELAY, UNDERVOLTAGE	 TE Part # 2-1618374-4 WUVT1-400=RELAY, UNDERVOLTAGE
 TE Part # 2-1618374-3 WUVT1-220=RELAY, UNDERVOLTAGE	 TE Part # 2-1618113-4 WUVT3-480=WILMAR UNDERVOLTAGE	 TE Part # 3-1618071-7 250X=WILMAR OVER /UNDERVOLTAGE	 TE Part # 2-1618374-1 WUVT1-100=RELAY, UNDERVOLTAGE
 TE Part # 3-1618059-1 1017X=WILMAR PHASE FAILURE	 TE Part # 2-1618112-2 WUV-1-120=WILMAR UNDERVOLTAGE	 TE Part # 2-1618374-8 WUVT1-480=RELAY, UNDERVOLTAGE	

Also in the Series | Kilovac WUF

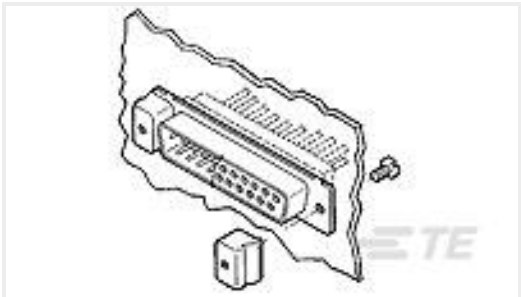
 AC Relays(2)	 Electromechanical Relays(2)	 Protective Relays(2)
---	---	---




Customers Also Bought



TE Part #8918194004
HCTE-0750-0-SP



TE Part #5745007-1
RS449 LATCH BLOCK KIT



TE Part #1-1617748-1
CX-4017

Documents

Product Drawings

WUF-46-5060=WILMAR UNDERFREQUE

English

Datasheets & Catalog Pages

5-1773450-5_sec11_WOF_WUF

English