



Connectors > PCB Connectors > PCB Headers & Receptacles



PCB Connector Type: **PCB Mount Receptacle**

PCB Mount Orientation: **Right Angle**

Connector System: **Board-to-Board**

Number of Positions: **35**

Number of Rows: **5**

Features

Product Type Features

Mixed & Hybrid Header	Yes
Connector Shape	Rectangular
PCB Connector Type	PCB Mount Receptacle
Connector System	Board-to-Board
Header Type	Fully Shrouded
Sealable	No
Connector & Contact Terminates To	Printed Circuit Board
Connector Product Type	Connector Assembly

Configuration Features

Number of Loaded Positions	35
Number of Signal Positions	25
Number of Power Positions	10
Board-to-Board Configuration	Co-Planar
PCB Mount Orientation	Right Angle



Number of Positions	35
Number of Rows	5

Electrical Characteristics

Operating Voltage	60 VDC
-------------------	--------

Body Features

Primary Product Color	Black
-----------------------	-------

Contact Features

Contact Underplating Material	Nickel
Contact Underplating Material Thickness	1.27 µm[50 µin]
Contact Mating Area Plating Material Thickness	.08 – .762 µm[3.15 – 30 µin]
PCB Contact Termination Area Plating Material Thickness	.5 µm[20 µin]
Contact Shape & Form	Single Beam
Contact Layout	Matrix
Contact Base Material	Copper Alloy, Phosphor Bronze
PCB Contact Termination Area Plating Material	Tin
Contact Mating Area Plating Material	Gold (Au)
Contact Type	Receptacle
Contact Current Rating (Max)	17 A

Termination Features

Termination Post & Tail Length	3.3 mm[.13 in]
Termination Method to PCB	Through Hole - Press-Fit, Through Hole - Solder

Mechanical Attachment

Mating Alignment Type	Passive Guide
PCB Mount Retention Type	Screw Mount
PCB Mount Alignment Type	Screw Mount
PCB Mount Retention	With
PCB Mount Alignment	With
Connector Mounting Type	Board Mount
Mating Alignment	With

Housing Features

Housing Material	LCP GF
------------------	--------



Centerline (Pitch)	2 mm, 2.75 mm[.079 in][.108 in]
--------------------	---------------------------------

Dimensions

Row-to-Row Spacing	1.5 mm, 2 mm[.06 in][.079 in]
Connector Width	36.5 mm[1.44 in]
PCB Thickness (Recommended)	1.4 – 2.62 mm[.055 – .103 in]
Connector Height	11.63 mm[.46 in]
Connector Length	51.74 mm[2.037 in]

Usage Conditions

Operating Temperature (Max)	125 °C[257 °F]
Operating Temperature Range	-40 – 125 °C[-40 – 257 °F]

Operation/Application

Circuit Application	Power & Signal
---------------------	----------------

Industry Standards

Compatible With Agency/Standards Products	CSA
UL Rating	Recognized
Compatible With Approved Standards Products	UL E28476
Glow Wire Rating	Standard Part - Not Glow Wire
UL Flammability Rating	UL 94V-0

Packaging Features

Packaging Quantity	24
Packaging Method	Tray

Product Compliance

For compliance documentation, visit the product page on [TE.com](#)>

EU RoHS Directive 2011/65/EU	Compliant
EU ELV Directive 2000/53/EC	Compliant
China RoHS 2 Directive MIIT Order No 32, 2016	No Restricted Materials Above Threshold
EU REACH Regulation (EC) No. 1907/2006	Current ECHA Candidate List: JAN 2025 (247) Candidate List Declared Against: JAN 2025 (247) Does not contain REACH SVHC
Halogen Content	Not Low Halogen - contains Br or Cl > 900 ppm.



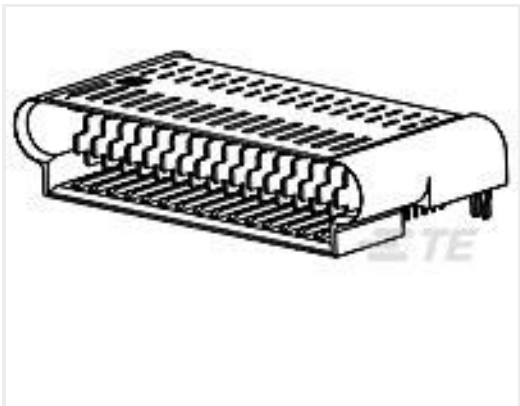
Solder Process Capability

Not reviewed for solder process capability

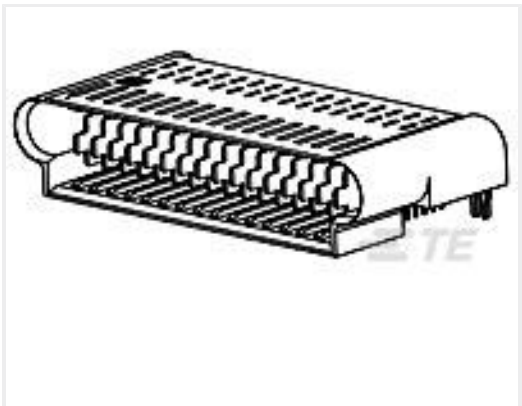
Product Compliance Disclaimer

This information is provided based on reasonable inquiry of our suppliers and represents our current actual knowledge based on the information they provided. This information is subject to change. The part numbers that TE has identified as EU RoHS compliant have a maximum concentration of 0.1% by weight in homogenous materials for lead, hexavalent chromium, mercury, PBB, PBDE, DBP, BBP, DEHP, DIBP, and 0.01% for cadmium, or qualify for an exemption to these limits as defined in the Annexes of Directive 2011/65/EU (RoHS2). Finished electrical and electronic equipment products will be CE marked as required by Directive 2011/65/EU. Components may not be CE marked. Additionally, the part numbers that TE has identified as EU ELV compliant have a maximum concentration of 0.1% by weight in homogenous materials for lead, hexavalent chromium, and mercury, and 0.01% for cadmium, or qualify for an exemption to these limits as defined in the Annexes of Directive 2000/53/EC (ELV). Regarding the REACH Regulation, the information TE provides on SVHC in articles for this part number is based on the latest European Chemicals Agency (ECHA) 'Guidance on requirements for substances in articles' posted at this URL: <https://echa.europa.eu/guidance-documents/guidance-on-reach>


Compatible Parts



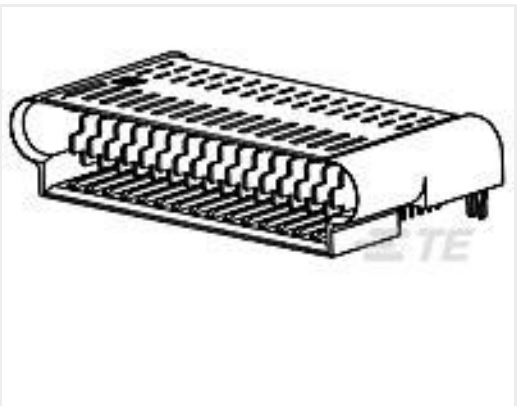
TE Part # 2-1926710-8  
AssyMINIPAKHDL28pRAplugBdlk




TE Part # 2-1926710-6  
AssyMINIPAKHDL26pRAplugBdlk




TE Part # 1926734-2  
ASSYMINIPAKHDL25S10PRAPLUGBDLCK




TE Part # 3-1926710-0  
AssyMINIPAKHDL30pRAplugBdlk



TE Part # 1-1892786-1  
Assy Minipak HDL 20s8PRAPlugSc



TE Part # 1926736-2  
MiniPAK HDL, 25s10p, RA Plug,



TE Part # 1926736-3  
MiniPAK HDL, 25s10p, RA Plug,

Customers Also Bought



TE Part #2289129-5  
ZQSFP+ CAGE& CONN 2X2, EMI SPRING, 2 LP



TE Part #8-1926739-3  
ASSYMINIPAK HDL25S10PRARECPTSC




TE Part #2227669-1  
zQSFP+ STACKED RECEPTACLE ASSEMBLY 2X1




TE Part #2369317-1  
16G 05FH 8H plug aassy 440POS 8u" Au







TE Part #1888653-9  
2X1 OFFSET ST/JK WITH LEDS




TE Part #2369315-1  
16G 05FH 4H rec aassy 440POS 8u" Au




TE Part #2170790-3  
CAGE ASSY, 1X4, QSFP28, SPRING, HS, LP



TE Part #2100870-1  
C/A, SFP+, 1M 30AWG, JUNIPER



TE Part #2383586-1  
CA, CCJ TO 2\*Dynamic



TE Part #2401979-1  
CAGE ASSY, QSFP DD 1X1, HS, LP

Documents

Product Drawings

AssyMinipak Hdl25s10pRARecptSc

English

CAD Files

3D PDF

3D

Customer View Model

ENG\_CVM\_CVM\_2-1926739-5\_2\_c-2-1926739-5-2.2d\_dxf.zip

English

Customer View Model

ENG\_CVM\_CVM\_2-1926739-5\_2\_c-2-1926739-5-2.3d\_igs.zip

English

Customer View Model

ENG\_CVM\_CVM\_2-1926739-5\_2\_c-2-1926739-5-2.3d\_stp.zip

English

By downloading the CAD file I accept and agree to the [Terms and Conditions](#) of use.

Product Specifications

Application Specification

English