



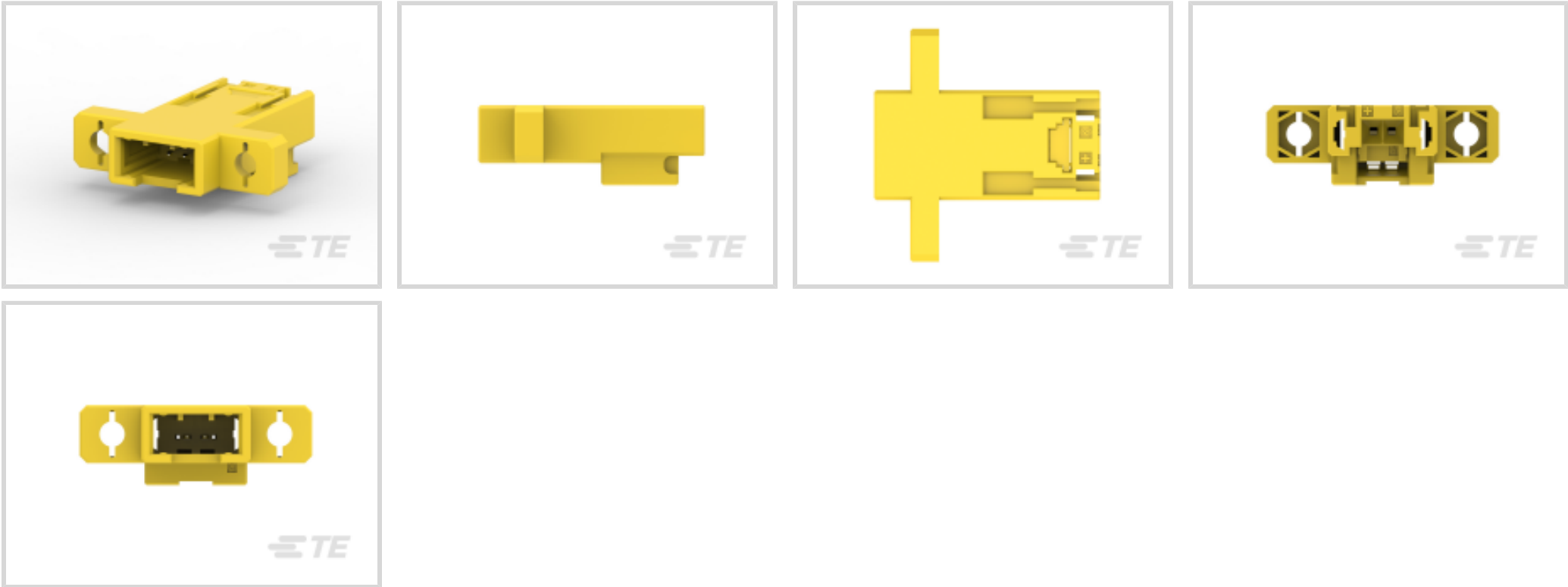
Dynamic Series | Dynamic Series Thermocouple Connector

TE Internal #: 2-2299960-1

Connector Assembly, Housing for Male Terminals, Wire-to-Wire, 2 Position, 2.5 mm [.098 in] Centerline, Dynamic Series Thermocouple Connector

[View on TE.com >](#)

Connectors > PCB Connectors > Wire-to-Board Connectors > Wire-to-Board Connector Assemblies & Housings



Connector Product Type: **Connector Assembly**
Connector & Housing Type: **Housing for Male Terminals**
Connector System: **Wire-to-Wire**
Number of Positions: **2**
Centerline (Pitch): **2.5 mm [.098 in]**

Features

Product Type Features

Connector Product Type	Connector Assembly
Connector & Housing Type	Housing for Male Terminals
Connector System	Wire-to-Wire
Sealable	No
Connector & Contact Terminates To	Wire & Cable

Configuration Features

Number of Positions	2
Number of Rows	1

Body Features

Primary Product Color	Yellow
-----------------------	--------

Termination Features

Termination Method to Wire & Cable	Spring Clamp
------------------------------------	--------------

Mechanical Attachment

--	--



Mating Retention	With
Connector Mounting Type	Panel Mount

Housing Features

Centerline (Pitch)	2.5 mm[.098 in]
--------------------	-----------------

Usage Conditions

Operating Temperature Range	-20 – 220 °C[-4 – 428 °F]
-----------------------------	---------------------------

Product Compliance

For compliance documentation, visit the product page on TE.com>

EU RoHS Directive 2011/65/EU	Compliant
EU ELV Directive 2000/53/EC	Compliant
China RoHS 2 Directive MIIT Order No 32, 2016	No Restricted Materials Above Threshold
EU REACH Regulation (EC) No. 1907/2006	Current ECHA Candidate List: JAN 2025 (247) Candidate List Declared Against: JAN 2025 (247) Does not contain REACH SVHC
Halogen Content	Not Low Halogen - contains Br or Cl > 900 ppm.
Solder Process Capability	Not applicable for solder process capability

Product Compliance Disclaimer

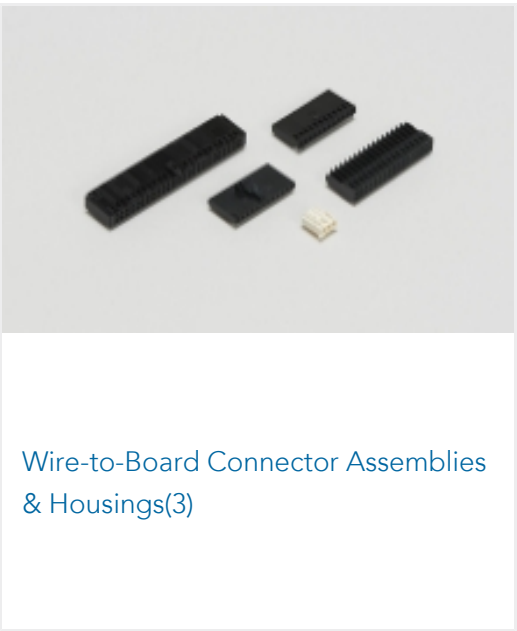
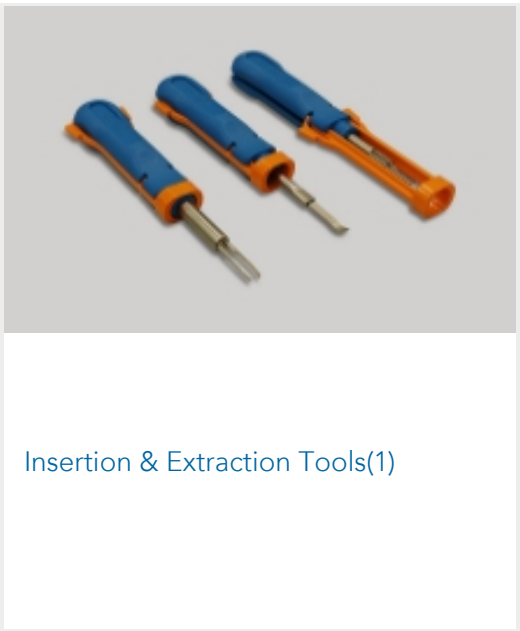
This information is provided based on reasonable inquiry of our suppliers and represents our current actual knowledge based on the information they provided. This information is subject to change. The part numbers that TE has identified as EU RoHS compliant have a maximum concentration of 0.1% by weight in homogenous materials for lead, hexavalent chromium, mercury, PBB, PBDE, DBP, BBP, DEHP, DIBP, and 0.01% for cadmium, or qualify for an exemption to these limits as defined in the Annexes of Directive 2011/65/EU (RoHS2). Finished electrical and electronic equipment products will be CE marked as required by Directive 2011/65/EU. Components may not be CE marked. Additionally, the part numbers that TE has identified as EU ELV compliant have a maximum concentration of 0.1% by weight in homogenous materials for lead, hexavalent chromium, and mercury, and 0.01% for cadmium, or qualify for an exemption to these limits as defined in the Annexes of Directive 2000/53/EC (ELV). Regarding the REACH Regulation, the information TE provides on SVHC in articles for this part number is based on the latest European Chemicals Agency (ECHA) ‘Guidance on requirements for substances in articles’ posted at this URL: <https://echa.europa.eu/guidance-documents/guidance-on-reach>

Compatible Parts



Also in the Series

Dynamic Series Thermocouple Connector



Customers Also Bought



Documents

Product Drawings

TRAY PACKAGE.THERMOCOUPLE CONN KTYPE TAB

Japanese

CAD Files

3D PDF

3D



Customer View Model

[ENG_CVM_CVM_2-2299960-1_B.2d_dxf.zip](#)

English

Customer View Model

[ENG_CVM_CVM_2-2299960-1_B.3d_igs.zip](#)

English

Customer View Model

[ENG_CVM_CVM_2-2299960-1_B.3d_stp.zip](#)

English

By downloading the CAD file I accept and agree to the [Terms and Conditions](#) of use.

Datasheets & Catalog Pages

[1-1773895-2_THERMOCOUPLE_FLYER](#)

English

Product Specifications

[Product Specification](#)

Japanese