

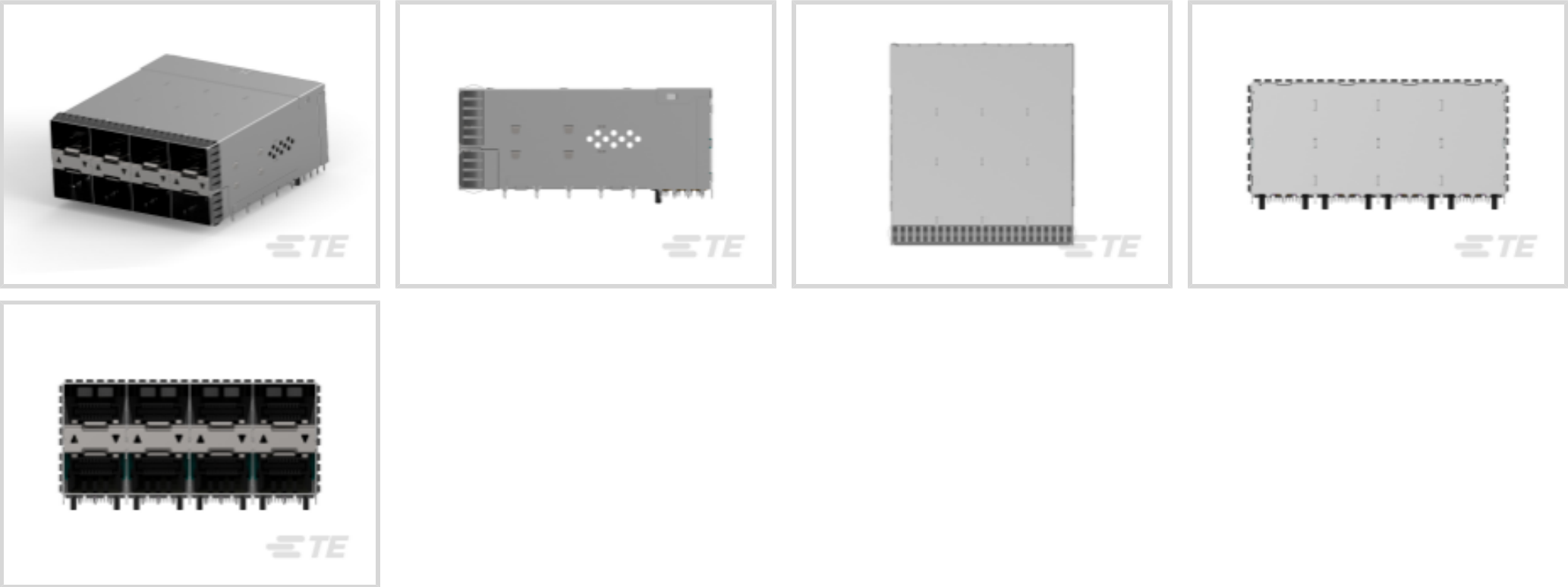


SFP56

TE Internal #: 2-2339978-0
zSFP+ Stacked (SFP56), Cage Assembly with Integrated Connector,
.6mm [.018in] Centerline, Signal

[View on TE.com >](#)

Connectors > Pluggable IO Connectors & Cages > SFP56 Stacked Cage Assembly: EMI Spring



Form Factor: **zSFP+ Stacked (SFP56)**
Pluggable I/O Product Type: **Cage Assembly with Integrated Connector**
Centerline (Pitch): **.6 mm [.018 in]**
Circuit Application: **Signal**
Operating Temperature Range: **-55 – 105 °C [-67 – 221 °F]**

[All SFP56 Stacked Cage Assembly: EMI Spring \(48\)](#)

Features

Product Type Features

Cage Type	Stacked
Form Factor	zSFP+ Stacked (SFP56)
Pluggable I/O Product Type	Cage Assembly with Integrated Connector

Configuration Features

Number of Positions	20
Number of Ports	8
Port Matrix Configuration	2 x 4

Electrical Characteristics

Data Rate (Max)	56 Gb/s
-----------------	---------

Termination Features

Termination Method to PCB	Through Hole - Press-Fit
---------------------------	--------------------------

Housing Features

Centerline (Pitch)	.6 mm[.018 in]
--------------------	----------------



Usage Conditions

Operating Temperature Range	-55 – 105 °C[-67 – 221 °F]
-----------------------------	----------------------------

Operation/Application

Pluggable I/O Applications	SFP28
Circuit Application	Signal

Other

Included Lightpipe	Yes
EMI Containment Feature Type	Internal/External EMI Springs

Product Compliance

For compliance documentation, visit the product page on [TE.com](#)>

EU RoHS Directive 2011/65/EU	Compliant
EU ELV Directive 2000/53/EC	Compliant
China RoHS 2 Directive MIIT Order No 32, 2016	No Restricted Materials Above Threshold
EU REACH Regulation (EC) No. 1907/2006	Current ECHA Candidate List: JAN 2025 (247) Candidate List Declared Against: JUL 2021 (219) Does not contain REACH SVHC
Halogen Content	Low Bromine/Chlorine - Br and Cl < 900 ppm per homogenous material. Also BFR /CFR/PVC Free
Solder Process Capability	Not reviewed for solder process capability


Product Compliance Disclaimer

This information is provided based on reasonable inquiry of our suppliers and represents our current actual knowledge based on the information they provided. This information is subject to change. The part numbers that TE has identified as EU RoHS compliant have a maximum concentration of 0.1% by weight in homogenous materials for lead, hexavalent chromium, mercury, PBB, PBDE, DBP, BBP, DEHP, DIBP, and 0.01% for cadmium, or qualify for an exemption to these limits as defined in the Annexes of Directive 2011/65/EU (RoHS2). Finished electrical and electronic equipment products will be CE marked as required by Directive 2011/65/EU. Components may not be CE marked. Additionally, the part numbers that TE has identified as EU ELV compliant have a maximum concentration of 0.1% by weight in homogenous materials for lead, hexavalent chromium, and mercury, and 0.01% for cadmium, or qualify for an exemption to these limits as defined in the Annexes of Directive 2000/53/EC (ELV). Regarding the REACH Regulation, the information TE provides on SVHC in articles for this part number is based on the latest European Chemicals Agency (ECHA) ‘Guidance on requirements for substances in articles’ posted at this URL: <https://echa.europa.eu/guidance-documents/guidance-on-reach>

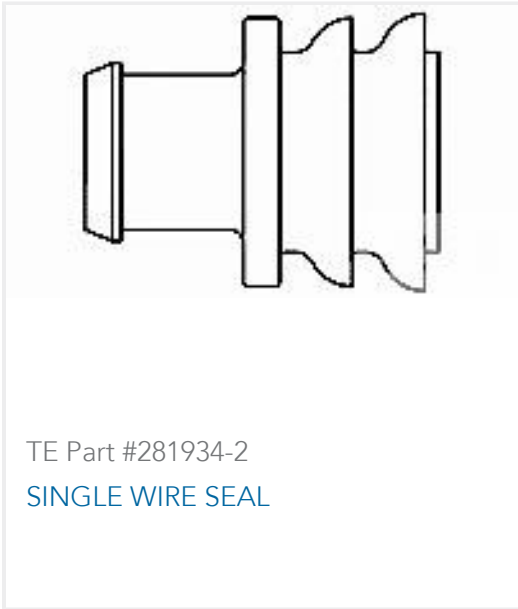
Compatible Parts



Also in the Series | SFP56



Customers Also Bought



Documents

Product Drawings
SFP56 STACKED 2X4 RECEPTACLE ASSEMBLY

English

CAD Files
3D PDF

3D



Customer View Model

[ENG_CVM_CVM_2-2339978-0_A.2d_dxf.zip](#)

English

Customer View Model

[ENG_CVM_CVM_2-2339978-0_A.3d_igs.zip](#)

English

Customer View Model

[ENG_CVM_CVM_2-2339978-0_A.3d_stp.zip](#)

English

By downloading the CAD file I accept and agree to the [Terms and Conditions](#) of use.

Product Specifications

[Application Specification](#)

English