

TE Internal #: 2-31819-1  
Butt Splice, 16 – 14 AWG, 1.25 – 2 mm<sup>2</sup> Wire, Serrated, 2050 – 5180  
CMA, Copper, 16 Serration, 14.4 mm [.567 in] Length, Tape  
Mounted, Closed Barrel

[View on TE.com >](#)



Terminals & Splices > Splices



Splice Type: **Butt Splice**  
Wire Size: **1.25 – 2 mm<sup>2</sup>**  
Sealable: **No**  
Splice Features: **Serrated**

Features

Product Type Features

Splice Accessory Type	Splice
Splice Type	Butt Splice
Sealable	No
Compatible With Discrete Wire Type	Solid, Stranded
Wire Insulation Support Retention Type	Non-Insulation Support

Configuration Features

Number of Serrations	16
Compatible With Wire & Cable Type	Discrete Wire

Body Features

Product Weight	.126 g
Splice Features	Serrated

Contact Features

	100 μin
Terminal Plating Material	Tin



Contact Base Material	Copper
Barrel Type	Closed

Mechanical Attachment

Wire Insulation Support	Without
-------------------------	---------

Dimensions

Outside Diameter	4.19 mm[.165 in]
Wire Size	2050 – 5180 CMA
Barrel Inside Diameter	2.16 mm[.085 in]
Terminal Material Thickness	.84 mm[.033 in]
Product Length	14.4 mm[.567 in]

Usage Conditions

Insulation Option	Uninsulated
-------------------	-------------

Operation/Application

Compatible With Wire Base Material	Copper
------------------------------------	--------

Industry Standards

Government Qualified Splice	No
-----------------------------	----

Packaging Features

Packaging Quantity	2500
Packaging Method	Tape Mounted

Product Compliance

For compliance documentation, visit the product page on TE.com>

EU RoHS Directive 2011/65/EU	Compliant
EU ELV Directive 2000/53/EC	Compliant
China RoHS 2 Directive MIIT Order No 32, 2016	No Restricted Materials Above Threshold
EU REACH Regulation (EC) No. 1907/2006	Current ECHA Candidate List: JAN 2025 (247) Candidate List Declared Against: JUNE 2024 (241) Does not contain REACH SVHC
Halogen Content	Low Halogen - Br, Cl, F, I < 900 ppm per homogenous material. Also BFR/CFR/PVC Free
Solder Process Capability	Not applicable for solder process capability



Product Compliance Disclaimer

This information is provided based on reasonable inquiry of our suppliers and represents our current actual knowledge based on the information they provided. This information is subject to change. The part numbers that TE has identified as EU RoHS compliant have a maximum concentration of 0.1% by weight in homogenous materials for lead, hexavalent chromium, mercury, PBB, PBDE, DBP, BBP, DEHP, DIBP, and 0.01% for cadmium, or qualify for an exemption to these limits as defined in the Annexes of Directive 2011/65/EU (RoHS2). Finished electrical and electronic equipment products will be CE marked as required by Directive 2011/65/EU. Components may not be CE marked. Additionally, the part numbers that TE has identified as EU ELV compliant have a maximum concentration of 0.1% by weight in homogenous materials for lead, hexavalent chromium, and mercury, and 0.01% for cadmium, or qualify for an exemption to these limits as defined in the Annexes of Directive 2000/53/EC (ELV). Regarding the REACH Regulation, the information TE provides on SVHC in articles for this part number is based on the latest European Chemicals Agency (ECHA) ‘Guidance on requirements for substances in articles’ posted at this URL: <https://echa.europa.eu/guidance-documents/guidance-on-reach>

Compatible Parts



TE Part # 49935  
DAHT SOLIS 22-10 ASSY



TE Part # 58545-3  
SDE DIE ASSY. 22-10 SOLISTRAND



TE Part # 58545-1  
SOLISTRAND 10-22 DIE ASSY




TE Part # 58546-1  
PC 22-10 SOLISSPICE SPL I SHT

Customers Also Bought




TE Part #926823-2  
AM WIRE PIN 20-17 .013 PTPB



TE Part #2-34855-1  
TERMINAL,PG R 12-10 1/4




TE Part #770583-1  
16P MINI UMNL PLUG HSG




TE Part #1490498-1  
100 PAIR GROUP CUTTER




TE Part #215083-6  
MICRO-MATCH MOW.06P



TE Part #ZPF000000000204568  
732-8255-23



TE Part #2-34854-1  
TERMINAL,PG R 12-10 10



TE Part #350780-1  
04P UMNL CAP HSG



Documents

Product Drawings

SPLICE,SOLIS BUTT 16-14

English

CAD Files

Customer View Model

ENG\_CVM\_CVM\_2-31819-1\_U.2d\_dxf.zip

English

3D PDF

3D

Customer View Model

ENG\_CVM\_CVM\_2-31819-1\_U.3d\_igs.zip

English

Customer View Model

ENG\_CVM\_CVM\_2-31819-1\_U.3d\_stp.zip

English

By downloading the CAD file I accept and agree to the [Terms and Conditions](#) of use.

Datasheets & Catalog Pages

SOLISTRAND - QRG

English

Instruction Sheets

Instruction Sheet (U.S.)

English

Agency Approvals

UL Report

English