



Terminals & Splices > Ring Terminals



Ring Terminal Product Type: **Closed Ring Tongue Terminal**

Wire Size: **2050 – 5180 CMA**

Stud Size: **#10**

Features

Product Type Features

Ring Terminal Product Type	Closed Ring Tongue Terminal
Stud Size	#10
Sealable	No
Wire Insulation Support Retention Type	Non-Insulation Support

Configuration Features

Number of Holes	1
-----------------	---

Body Features

Product Weight	.723 g
----------------	--------

Contact Features

Barrel Type	Closed
Terminal Orientation	Straight
Terminal Plating Material	Tin

Mechanical Attachment

Wire Insulation Support	Without
-------------------------	---------

Dimensions

--	--



Wire Size	2050 – 5180 CMA
Stud Diameter	5 mm[.197 in]
Tongue Thickness	.79 mm[.031 in]
Product Length	16.99 mm[.668 in]
Barrel Inside Diameter	2.16 mm[.085 in]

Usage Conditions

Insulation Option	Uninsulated
-------------------	-------------

Operation/Application

Compatible With Wire Base Material	Copper
Compatible With Wire Plating Material	Tin

Industry Standards

Government Qualified Terminal	No
-------------------------------	----

Packaging Features

Packaging Quantity	5000
Packaging Method	Tape Mounted

Product Compliance

For compliance documentation, visit the product page on TE.com>

EU RoHS Directive 2011/65/EU	Compliant
EU ELV Directive 2000/53/EC	Compliant
China RoHS 2 Directive MIIT Order No 32, 2016	No Restricted Materials Above Threshold
EU REACH Regulation (EC) No. 1907/2006	Current ECHA Candidate List: JAN 2025 (247) Candidate List Declared Against: JUNE 2024 (241) Does not contain REACH SVHC
Halogen Content	Low Halogen - Br, Cl, F, I < 900 ppm per homogenous material. Also BFR/CFR/PVC Free
Solder Process Capability	Not applicable for solder process capability

Product Compliance Disclaimer

This information is provided based on reasonable inquiry of our suppliers and represents our current actual knowledge based on the information they provided. This information is subject to change. The part numbers that TE has identified as EU RoHS compliant have a maximum concentration of 0.1% by weight in homogenous materials for lead, hexavalent chromium, mercury, PBB, PBDE, DBP, BBP, DEHP, DIBP, and 0.01% for cadmium, or qualify for an exemption to these limits as defined in the Annexes of Directive 2011/65/EU (RoHS2). Finished electrical and electronic equipment products will be CE marked as required by Directive 2011/65/EU. Components may not be CE marked. Additionally, the part



numbers that TE has identified as EU ELV compliant have a maximum concentration of 0.1% by weight in homogenous materials for lead, hexavalent chromium, and mercury, and 0.01% for cadmium, or qualify for an exemption to these limits as defined in the Annexes of Directive 2000/53/EC (ELV). Regarding the REACH Regulation, the information TE provides on SVHC in articles for this part number is based on the latest European Chemicals Agency (ECHA) ‘Guidance on requirements for substances in articles’ posted at this URL: <https://echa.europa.eu/guidance-documents/guidance-on-reach>

Compatible Parts



TE Part # 49935
DAHT SOLIS 22-10 ASSY



TE Part # 58545-3
SDE DIE ASSY. 22-10 SOLISTRAND




TE Part # 58545-1
SOLISTRAND 10-22 DIE ASSY




TE Part # 58546-1
PC 22-10 SOLISSPICE SPL I SHT


Customers Also Bought



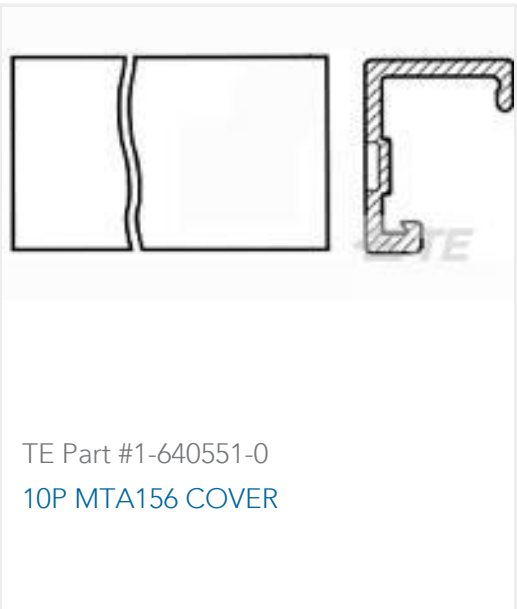
TE Part #1-770009-0
UMNL II PIN AUSN/NI/BR




TE Part #6609007-8
20EJT1=F8138




TE Part #7-2151227-7
OCEAN_2.0_SPARE_PART_KIT-080F160O




TE Part #1-640551-0
10P MTA156 COVER




TE Part #1-770010-0
UMNL II SOK SN/AUNI/PHBZ LF



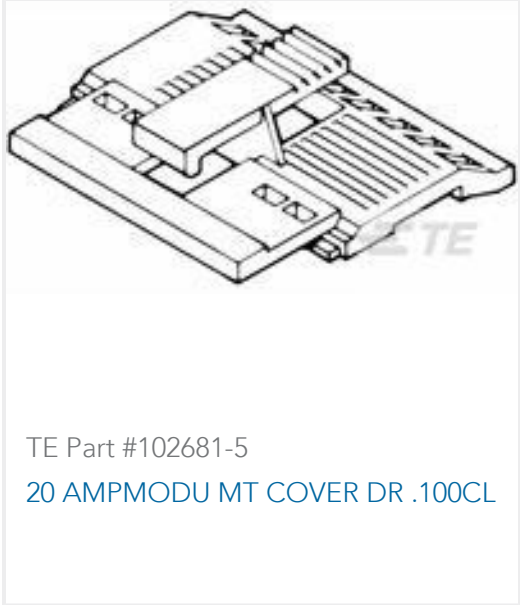
TE Part #2151227-1
OCEAN_2.0_APPLICATOR-S-080F160O-RSM




TE Part #2-34122-1
TERMINAL,SOLIS R 16-14 8



TE Part #5229911-2
SCREW, PAN HD, CAPTIVE



TE Part #102681-5
20 AMPMODU MT COVER DR .100CL



TE Part #552285-1
ASSY, PLUG, 64 POS, B SLOT

Documents

Product Drawings



TERMINAL,SOLIS R 16-14 10

English

CAD Files

Customer View Model

ENG_CVM_2-320093-1_C.3d_igs.zip

English

Customer View Model

ENG_CVM_2-320093-1_C.3d_stp.zip

English

Customer View Model

ENG_CVM_2-320093-1_C.2d_dxf.zip

English

3D PDF

English

3D PDF

3D

Customer View Model

ENG_CVM_CVM_2-320093-1_H.2d_dxf.zip

English

Customer View Model

ENG_CVM_CVM_2-320093-1_H.3d_igs.zip

English

Customer View Model

ENG_CVM_CVM_2-320093-1_H.3d_stp.zip

English

By downloading the CAD file I accept and agree to the [Terms and Conditions](#) of use.

Instruction Sheets

Instruction Sheet (U.S.)

English

Agency Approvals

UL Report

English