




Terminals & Splices > Spade Terminals



Spade Terminal Type: **Rectangular Tongue Terminal**

Wire Size: **5180 – 13100 CMA**

Stud Size: **#6, M3.5**

Features

Product Type Features

Stud Size	#6, M3.5
Sealable	No
Wire Insulation Support Retention Type	Non-Insulation Support

Configuration Features

Number of Holes	1
-----------------	---

Body Features

Product Weight	1.573 g
----------------	---------

Contact Features

Spade Terminal Type	Rectangular Tongue Terminal
Barrel Type	Closed
Terminal Orientation	Straight
Terminal Plating Material	Tin

Mechanical Attachment

Wire Insulation Support	Without
-------------------------	---------

Dimensions



Wire Size	5180 – 13100 CMA
Stud Diameter	3.51 mm[.138 in]
Tongue Thickness	.79 mm[.031 in]
Product Length	16.03 mm[.631 in]
Barrel Inside Diameter	3.28 mm[.129 in]

Usage Conditions

Insulation Option	Uninsulated
-------------------	-------------

Operation/Application

Compatible With Wire Base Material	Copper
Compatible With Wire Plating Material	Tin

Industry Standards

Government Qualified Terminal	No
-------------------------------	----

Packaging Features

Packaging Quantity	2500
Packaging Method	Tape Mounted

Product Compliance

For compliance documentation, visit the product page on TE.com>

EU RoHS Directive 2011/65/EU	Compliant
EU ELV Directive 2000/53/EC	Compliant
China RoHS 2 Directive MIIT Order No 32, 2016	No Restricted Materials Above Threshold
EU REACH Regulation (EC) No. 1907/2006	Current ECHA Candidate List: JAN 2025 (247) Candidate List Declared Against: JUNE 2024 (241) Does not contain REACH SVHC
Halogen Content	Low Halogen - Br, Cl, F, I < 900 ppm per homogenous material. Also BFR/CFR/PVC Free
Solder Process Capability	Not applicable for solder process capability

Product Compliance Disclaimer

This information is provided based on reasonable inquiry of our suppliers and represents our current actual knowledge based on the information they provided. This information is subject to change. The part numbers that TE has identified as EU RoHS compliant have a maximum concentration of 0.1% by weight in homogenous materials for lead, hexavalent chromium, mercury, PBB, PBDE, DBP, BBP, DEHP, DIBP, and 0.01% for cadmium, or qualify for an exemption to these limits as defined in the Annexes of Directive 2011/65/EU (RoHS2). Finished electrical and electronic equipment products will be CE marked as required by Directive 2011/65/EU. Components may not be CE marked. Additionally, the part



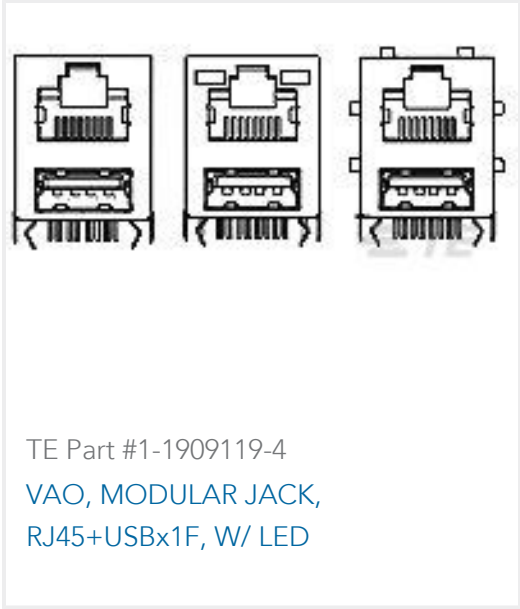
numbers that TE has identified as EU ELV compliant have a maximum concentration of 0.1% by weight in homogenous materials for lead, hexavalent chromium, and mercury, and 0.01% for cadmium, or qualify for an exemption to these limits as defined in the Annexes of Directive 2000/53/EC (ELV). Regarding the REACH Regulation, the information TE provides on SVHC in articles for this part number is based on the latest European Chemicals Agency (ECHA) ‘Guidance on requirements for substances in articles’ posted at this URL: <https://echa.europa.eu/guidance-documents/guidance-on-reach>

Compatible Parts




TE Part # 49935  
DAHT SOLIS 22-10 ASSY


Customers Also Bought




TE Part #1-1909119-4  
VAO, MODULAR JACK,  
RJ45+USBx1F, W/ LED




TE Part #2118719-2  
STD SHIELD COVER, CRS-32.50X32.  
50X2.00MM



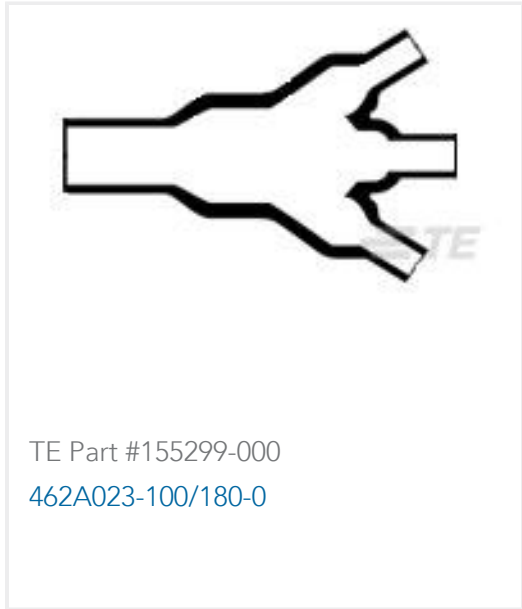
TE Part #2430167-1  
Conn G FSA 0.8mm D-Sub 9 Pin




TE Part #1-1825007-1  
DRD16CE04=ROT DIP,16P




TE Part #2118720-2  
STD SHIELD FRAME, CRS-32.00X32.  
00X6.00MM




TE Part #155299-000  
462A023-100/180-0




TE Part #6-2176366-5  
RQ 0603 2K0 0.1% 10PPM 1K RL



TE Part #648101-000  
55A1823-22-9/96-9CS2275



TE Part #1735284-3  
SATA BACKPLANE RECEPTACLE,  
VERTICAL, SMT



TE Part #1571983-4  
GDH04S04=DIP SWITCH

Documents

Product Drawings



TERM, SOLIS RECT 12-10 6 TAPED

English

CAD Files

3D PDF

3D

Customer View Model

ENG\_CVM\_CVM\_2-321499-1\_F.2d\_dxf.zip

English

Customer View Model

ENG\_CVM\_CVM\_2-321499-1\_F.3d\_igs.zip

English

Customer View Model

ENG\_CVM\_CVM\_2-321499-1\_F.3d\_stp.zip

English

By downloading the CAD file I accept and agree to the [Terms and Conditions](#) of use.

Instruction Sheets

Instruction Sheet (U.S.)

English