



Connectors > D-Shaped Connectors



Number of Positions: **68**

Connector & Housing Type: **Receptacle**

Connector System: **Cable-to-Board**

Connector Mounting Type: **Panel Mount**

Centerline (Pitch): **1.27 mm [.05 in]**

Features

Product Type Features

Shell Material Configuration	Full Metal Shell
Connector & Housing Type	Receptacle
Connector System	Cable-to-Board
Connector & Contact Terminates To	Printed Circuit Board

Configuration Features

PCB Mount Orientation	Vertical
Number of Rows	2
Number of Positions	68

Body Features

Shield Plating Material	Nickel over Copper
Shield Material	Steel
Shell Plating Material	Nickel
Primary Product Color	Black
Connector Profile	Standard

Contact Features

	12 µin
Contact Shape & Form	Spring
Contact Mating Area Plating Material	Gold (Au)
Contact Base Material	Phosphor Bronze

PCB Contact Termination Area Plating Material	Tin
Contact Current Rating (Max)	.5 A, 1 A
Contact Options	Installed

Termination Features

Rectangular Termination Post & Tail Width	.4 mm[.015 in]
Rectangular Termination Post & Tail Thickness	.32 mm[.012 in]
Termination Method to PCB	Through Hole - Solder
Termination Post & Tail Length	3.1 mm[.122 in]

Mechanical Attachment

Mating Retention Type	Bail Lock
PCB Mount Retention	Without
Mounting Hole Diameter	2.8 mm
Mating Retention	With
Connector Mounting Type	Panel Mount

Housing Features

Housing Material	Thermoplastic
Shell Material	Steel
Centerline (Pitch)	1.27 mm[.05 in]

Dimensions

Row-to-Row Spacing	1.9 mm[.075 in]
Panel Thickness (Recommended)	2.01 mm[.079 in]
PCB Thickness (Recommended)	1.6 mm[.062 – .093 in]

Usage Conditions

Operating Temperature Range	-55 – 85 °C[-67 – 185 °F]
-----------------------------	---------------------------

Operation/Application

Circuit Application	Signal
---------------------	--------

Industry Standards

UL Flammability Rating	UL 94V-0
------------------------	----------

Packaging Features

Packaging Quantity	7
Packaging Method	Tube



Product Compliance


For compliance documentation, visit the product page on TE.com>

EU RoHS Directive 2011/65/EU	Compliant
EU ELV Directive 2000/53/EC	Compliant
China RoHS 2 Directive MIIT Order No 32, 2016	No Restricted Materials Above Threshold
EU REACH Regulation (EC) No. 1907/2006	Current ECHA Candidate List: JAN 2025 (247) Candidate List Declared Against: JUNE 2024 (241) Does not contain REACH SVHC
Halogen Content	Not Low Halogen - contains Br or Cl > 900 ppm.
Solder Process Capability	Wave solder capable to 265°C

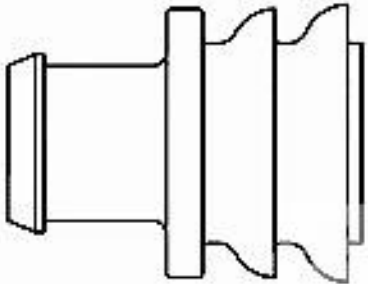
Product Compliance Disclaimer

This information is provided based on reasonable inquiry of our suppliers and represents our current actual knowledge based on the information they provided. This information is subject to change. The part numbers that TE has identified as EU RoHS compliant have a maximum concentration of 0.1% by weight in homogenous materials for lead, hexavalent chromium, mercury, PBB, PBDE, DBP, BBP, DEHP, DIBP, and 0.01% for cadmium, or qualify for an exemption to these limits as defined in the Annexes of Directive 2011/65/EU (RoHS2). Finished electrical and electronic equipment products will be CE marked as required by Directive 2011/65/EU. Components may not be CE marked. Additionally, the part numbers that TE has identified as EU ELV compliant have a maximum concentration of 0.1% by weight in homogenous materials for lead, hexavalent chromium, and mercury, and 0.01% for cadmium, or qualify for an exemption to these limits as defined in the Annexes of Directive 2000/53/EC (ELV). Regarding the REACH Regulation, the information TE provides on SVHC in articles for this part number is based on the latest European Chemicals Agency (ECHA) 'Guidance on requirements for substances in articles' posted at this URL: <https://echa.europa.eu/guidance-documents/guidance-on-reach>


Customers Also Bought




TE Part #CAT-AM71-CH8172
AMP SUPERSEAL 1.5MM,
CONNECTOR HOUSING



TE Part #281934-2
SINGLE WIRE SEAL



TE Part #CAT-D48-ST273
DEUTSCH Solid Contacts



TE Part #CAT-D487-W416
Wedgelocks: DEUTSCH DT



Documents

CAD Files

Customer View Model

ENG_CVM_CVM_2-5175887-8_O.2d_dxf.zip

English

3D PDF

3D

Customer View Model

ENG_CVM_CVM_2-5175887-8_O.3d_igs.zip

English

Customer View Model

ENG_CVM_CVM_2-5175887-8_O.3d_stp.zip

English

By downloading the CAD file I accept and agree to the [Terms and Conditions](#) of use.

Product Specifications

CHAMP 050 II Shield Case Kit (Original Type)

English

Application Specification

English