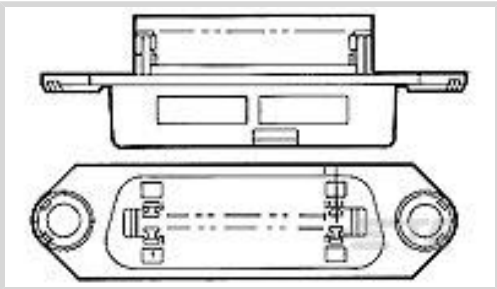




Connectors > D-Shaped Connectors > IDC D-Sub: Receptacle Assembly, Signal, 2.16 mm



Number of Positions: 24

Connector & Housing Type: Receptacle

Connector System: Cable-to-Cable

Connector Mounting Type: Cable Mount (Free-Hanging)

Centerline (Pitch): 2.16 mm [.085 in]

[All IDC D-Sub: Receptacle Assembly, Signal, 2.16 mm \(15\)](#)

Features

Product Type Features

Connector Product Type	Connector Assembly
Connector & Housing Type	Receptacle
Connector System	Cable-to-Cable
Connector & Contact Terminates To	Wire & Cable

Configuration Features

Compatible With Wire & Cable Type	Discrete Wire, Round Jacketed Cable
Number of Rows	2
Number of Positions	24

Body Features

Primary Product Color	Black
Connector Profile	Standard

Contact Features

Contact Underplating Material	Palladium Nickel
Contact Mating Area Plating Material	Gold (Au)
Contact Base Material	Copper Alloy
Contact Mating Area Plating Material Thickness	.76 μm[30 μin]
Contact Current Rating (Max)	3.5 A



Contact Options	Installed
Termination Features	
Termination Method to Wire & Cable	Insulation Displacement (IDC)
Mechanical Attachment	
Mating Retention	With
Mating Retention Type	Bail Lock, Screwlocks
Connector Mounting Type	Cable Mount (Free-Hanging)
Housing Features	
Housing Material	Thermoplastic
Centerline (Pitch)	2.16 mm[.085 in]
Dimensions	
Stranded Wire Size	.33 mm²
Solid Wire Size	.13 – .32 mm²
Compatible Insulation Diameter (Max)	1.14 mm[.045 in]
Wire Size	26 – 24 AWG
Usage Conditions	
Operating Temperature Range	-40 – 75 °C[-40 – 167 °F]
Operation/Application	
Shielded	No
Circuit Application	Signal
Packaging Features	
Packaging Method	Box & Tray, Package
Packaging Quantity	100
Product Compliance	
For compliance documentation, visit the product page on TE.com>	
EU RoHS Directive 2011/65/EU	Compliant
EU ELV Directive 2000/53/EC	Compliant
China RoHS 2 Directive MIIT Order No 32, 2016	No Restricted Materials Above Threshold
EU REACH Regulation (EC) No. 1907/2006	Current ECHA Candidate List: JAN 2025 (247) Candidate List Declared Against: JAN 2025 (247)



SVHC > Threshold:
Triphenyl phosphate (TPP) (1% in 4993802)

Article Safe Usage Statements:
Wash thoroughly after handling. Do not handle until all safety precautions have been read and understood. Recycle if possible and dispose of the article by following all applicable governmental regulations relevant to your geographic location.

Halogen Content	Low Bromine/Chlorine - Br and Cl < 900 ppm per homogenous material. Also BFR /CFR/PVC Free
-----------------	--

Solder Process Capability	Not applicable for solder process capability
---------------------------	--





Product Compliance Disclaimer


This information is provided based on reasonable inquiry of our suppliers and represents our current actual knowledge based on the information they provided. This information is subject to change. The part numbers that TE has identified as EU RoHS compliant have a maximum concentration of 0.1% by weight in homogenous materials for lead, hexavalent chromium, mercury, PBB, PBDE, DBP, BBP, DEHP, DIBP, and 0.01% for cadmium, or qualify for an exemption to these limits as defined in the Annexes of Directive 2011/65/EU (RoHS2). Finished electrical and electronic equipment products will be CE marked as required by Directive 2011/65/EU. Components may not be CE marked. Additionally, the part numbers that TE has identified as EU ELV compliant have a maximum concentration of 0.1% by weight in homogenous materials for lead, hexavalent chromium, and mercury, and 0.01% for cadmium, or qualify for an exemption to these limits as defined in the Annexes of Directive 2000/53/EC (ELV). Regarding the REACH Regulation, the information TE provides on SVHC in articles for this part number is based on the latest European Chemicals Agency (ECHA) ‘Guidance on requirements for substances in articles’ posted at this URL: <https://echa.europa.eu/guidance-documents/guidance-on-reach>

Compatible Parts

 <p>TE Part # 229384-1 TOOL, INSERTION, HAND, T-GRIP</p>	 <p>TE Part # 554088-1 RCPT ASSY,24 POS,PANEL MTG,LPF</p>	 <p>TE Part # 554103-1 PLUG ASSY,24 POSN,PNL MTG,L PF</p>
---	--	--

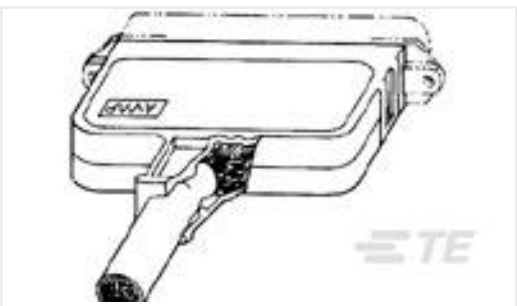
Also in the Series | CHAMP Docking Connectors

 <p>Connector Caps & Covers(27)</p>	 <p>Connector Hardware(28)</p>	 <p>D-Shaped Connectors(55)</p>	 <p>IDC D-Sub Connectors(55)</p>
--	--	--	---



Panel Mount D-Sub Connectors(10)

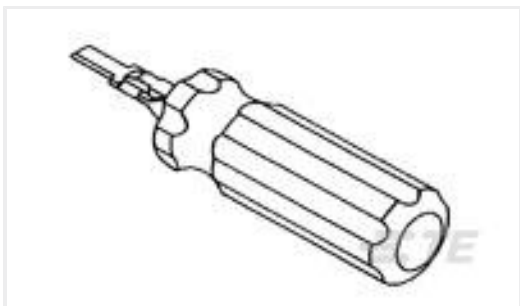
Customers Also Bought



TE Part #552076-1
KIT, COVER, 180 DEG, 24 POS



TE Part #TRA6927M3PBN-001
OMNI,Ph,PMT,698/1710MHz BK,,
100W,NGP



TE Part #230238-1
EXTRACTOR



TE Part #552272-1
ASSY, PLUG, 24 POS, B SLOT



TE Part #TRA9023P
OMNI,SB,Ph,902-928MHZ 3,PMT



TE Part #229384-1
TOOL, INSERTION, HAND, T-GRIP

Documents

Product Drawings

ASSY, RCPT, 24 POS, B SLOT

English

CAD Files

Customer View Model

ENG_CVM_CVM_2-552273-1_S.2d_dxf.zip

English

3D PDF

3D

Customer View Model

ENG_CVM_CVM_2-552273-1_S.3d_igs.zip

English

Customer View Model

ENG_CVM_CVM_2-552273-1_S.3d_stp.zip

English

By downloading the CAD file I accept and agree to the Terms and Conditions of use.



Product Specifications

Application Specification

English

Agency Approvals

UL Report

English