




IMPACT

TE Internal #: 2007709-1
144 Position High Speed Backplane Connector, 9 Row, 16 Column,
PCB Mount Receptacle, Right Angle, Unshrouded, 1.9 mm [.075 in]
Centerline, IMPACT

[View on TE.com >](#)

Connectors > PCB Connectors > Backplane Connectors > High Speed Backplane Connectors



Number of Positions: 144
Row-to-Row Spacing: 1.35 mm [.053 in]
Mating Alignment: With
Mating Alignment Type: Keyed
Number of Rows: 9

Features

Product Type Features

Signal Arrangement	Differential
Connector & Contact Terminates To	Printed Circuit Board
Connector System	Board-to-Board
PCB Connector Type	PCB Mount Receptacle
Shroud Style	Unshrouded

Configuration Features

Number of Pairs	48
Number of Ground Positions	48
Number of Signal Positions	96
Stackable	No
Number of Positions	144
Number of Rows	9
Number of Columns	16
PCB Mount Orientation	Right Angle



Guide Location	Left
----------------	------

Electrical Characteristics

Operating Voltage	30 VDC
Impedance	100 Ω

Signal Characteristics

Data Rate	20 – 25 Gb/s
Number of Differential Pairs per Column	3

Body Features

Primary Product Color	Black
-----------------------	-------

Contact Features

Contact Underplating Material	Nickel
Contact Underplating Material Thickness	1.27 μm[50 μin]
Contact Mating Area Plating Material Thickness	.762 μm[30 μin]
PCB Contact Termination Area Plating Material Thickness	1.27 μm[50 μin]
Contact Shape & Form	Dual Beam
Contact Layout	Inline
Contact Mating Area Plating Material	Gold (Au)
Contact Base Material	Copper Alloy
PCB Contact Termination Area Plating Material	Tin
Contact Type	Socket
Contact Current Rating (Max)	.75 A

Termination Features

Termination Method to PCB	Through Hole - Press-Fit
Termination Post & Tail Length	1.2 mm[.047 in]

Mechanical Attachment

Guide Hardware	With
PCB Mount Retention	With
Mating Retention	Without
PCB Mount Retention Type	Action/Compliant Tail & Screw
PCB Mount Alignment Type	Locating Posts
Mating Alignment	With
Mating Alignment Type	Keyed



Connector Mounting Type

Board Mount

Housing Features

Number of Shrouded Sides	0
Housing Material	LCP GF
Centerline (Pitch)	1.9 mm[.075 in]

Dimensions

PCB Thickness (Recommended)	1 mm
Connector Width	24.2 mm[.953 in]
PCB Hole Diameter	.39 mm[.015 in]
Connector Height	13.3 mm[.524 in]
Connector Length	38 mm[1.496 in]
Row-to-Row Spacing	1.35 mm[.053 in]

Usage Conditions

Operating Temperature Range	-55 – 85 °C[-67 – 185 °F]
-----------------------------	---------------------------

Operation/Application

Circuit Application	Signal
---------------------	--------

Industry Standards

UL Flammability Rating	UL 94V-0
Compatible With Approved Standards Products	UL E28476

Packaging Features

Packaging Method	Box & Tube, Tube
------------------	------------------

Product Compliance

For compliance documentation, visit the product page on [TE.com](#)>

EU RoHS Directive 2011/65/EU	Compliant
EU ELV Directive 2000/53/EC	Compliant
China RoHS 2 Directive MIIT Order No 32, 2016	No Restricted Materials Above Threshold
EU REACH Regulation (EC) No. 1907/2006	Current ECHA Candidate List: JAN 2025 (247) Candidate List Declared Against: JAN 2025 (247) Does not contain REACH SVHC
Halogen Content	Low Halogen - Br, Cl, F, I < 900 ppm per homogenous material. Also BFR/CFR/PVC



Free

Solder Process Capability

Not applicable for solder process capability

Product Compliance Disclaimer


This information is provided based on reasonable inquiry of our suppliers and represents our current actual knowledge based on the information they provided. This information is subject to change. The part numbers that TE has identified as EU RoHS compliant have a maximum concentration of 0.1% by weight in homogenous materials for lead, hexavalent chromium, mercury, PBB, PBDE, DBP, BBP, DEHP, DIBP, and 0.01% for cadmium, or qualify for an exemption to these limits as defined in the Annexes of Directive 2011/65/EU (RoHS2). Finished electrical and electronic equipment products will be CE marked as required by Directive 2011/65/EU. Components may not be CE marked. Additionally, the part numbers that TE has identified as EU ELV compliant have a maximum concentration of 0.1% by weight in homogenous materials for lead, hexavalent chromium, and mercury, and 0.01% for cadmium, or qualify for an exemption to these limits as defined in the Annexes of Directive 2000/53/EC (ELV). Regarding the REACH Regulation, the information TE provides on SVHC in articles for this part number is based on the latest European Chemicals Agency (ECHA) ‘Guidance on requirements for substances in articles’ posted at this URL: <https://echa.europa.eu/guidance-documents/guidance-on-reach>

Compatible Parts




TE Part # 2007804-2
IMP100S,H,V3P16C,UG,OEW39,4,9

Also in the Series | IMPACT




High Speed Backplane Connectors
(149)


Customers Also Bought




TE Part #1-532955-3
86 MODII 2PC CE RCPT ASSY



TE Part #1-102692-7
30 MODII 2PC HDR DR SHRD




TE Part #3-646486-0
8-ROW,TWST,TUL TYPE/D W/SHEILD




TE Part #3-106081-0
2MM HM, HEADER, TYPE C





TE Part #2-1416010-6
[RE034012](#)

TE Part #1058574-1
[SCD 4551 5021 02](#)



TE Part #2-86479-4
[40 MODII HDR DRRA UNSHRD .100](#)

TE Part #1617035-3
[HFW1501S23 = HFW 1/2 SIZE RELA](#)

TE Part #3-100669-1
[Z-PACK M.CONN.175P.](#)

TE Part #5-1618240-3
[K45C-02=RELAY, VACUUM, SPDT](#)

Documents

Product Drawings
[IMP100S,R,RA3P16C,LG,39](#)
English

CAD Files
Customer View Model
[ENG_CVM_CVM_2007709-1_D.2d_dxf.zip](#)
English
3D PDF
3D
Customer View Model
[ENG_CVM_CVM_2007709-1_D.3d_igs.zip](#)
English
Customer View Model
[ENG_CVM_CVM_2007709-1_D.3d_stp.zip](#)
English

By downloading the CAD file I accept and agree to the [Terms and Conditions](#) of use.

Datasheets & Catalog Pages
[7-1773458-1_IMPACT_BACKPLANE_CONNECTOR_SYSTEM_CATALOG](#)
English

Product Specifications
[Application Specification](#)
English

Agency Approvals
[Agency Approval Document](#)



English