

IMPACT

TE Internal #: 2007777-2
90 Position High Speed Backplane Connector, 9 Row, 10 Column,
PCB Mount Header, Vertical, Partially Shrouded, 1.9 mm [.075 in]
Centerline, IMPACT

[View on TE.com >](#)



Connectors > PCB Connectors > Backplane Connectors > High Speed Backplane Connectors



Number of Positions: 90
Row-to-Row Spacing: 1.35 mm [.053 in]
Mating Alignment: With
Mating Alignment Type: Keyed
Number of Rows: 9

Features

Product Type Features

Signal Arrangement	Differential
Connector & Contact Terminates To	Printed Circuit Board
Connector System	Board-to-Board
PCB Connector Type	PCB Mount Header
Shroud Style	Partially Shrouded

Configuration Features

Number of Pairs	30
Number of Ground Positions	30
Number of Signal Positions	60
Stackable	No
Number of Positions	90
Number of Rows	9
Number of Columns	10
PCB Mount Orientation	Vertical
Guide Location	Left

Electrical Characteristics

Operating Voltage	30 VDC
Impedance	100 Ω



Signal Characteristics

Data Rate	20 – 25 Gb/s
Number of Differential Pairs per Column	3

Body Features

Primary Product Color	Black
-----------------------	-------

Contact Features

Contact Underplating Material	Nickel
Contact Underplating Material Thickness	1.27 µm[50 µin]
PCB Contact Termination Area Plating Material Finish	Matte
Contact Mating Area Plating Material Thickness	.76 µm[29.92 µin]
PCB Contact Termination Area Plating Material Thickness	.76 – 1.52 µm[30 – 60 µin]
Contact Shape & Form	Dual Beam
Contact Layout	Inline
Contact Mating Area Plating Material	Gold (Au)
Contact Mating Area Length	4.9 mm[.193 in]
Contact Base Material	Copper Alloy
PCB Contact Termination Area Plating Material	Tin
Contact Type	Pin
Contact Current Rating (Max)	.75 A

Termination Features

Termination Method to PCB	Through Hole - Press-Fit
Termination Post & Tail Length	1.4 mm[.055 in]

Mechanical Attachment

Guide Hardware	Without
PCB Mount Retention	With
Mating Retention	Without
PCB Mount Retention Type	Action/Compliant Tail & Screw
Mating Alignment	With
Mating Alignment Type	Keyed
Connector Mounting Type	Board Mount

Housing Features

Number of Shrouded Sides	2
--------------------------	---



End Wall Location	Open
Housing Material	LCP GF
Centerline (Pitch)	1.9 mm[.075 in]

Dimensions

PCB Thickness (Recommended)	1 mm
Connector Width	16.7 mm[.657 in]
PCB Hole Diameter	.39 mm[.015 in]
Connector Height	24.6 mm[.969 in]
Connector Length	25.5 mm[1.004 in]
Row-to-Row Spacing	1.35 mm[.053 in]

Usage Conditions

Operating Temperature Range	-55 – 85 °C[-67 – 185 °F]
-----------------------------	---------------------------

Operation/Application

Circuit Application	Signal
---------------------	--------

Industry Standards

UL Flammability Rating	UL 94V-0
Compatible With Approved Standards Products	UL E28476

Packaging Features

Packaging Method	Box & Tube, Tube
------------------	------------------

Product Compliance

For compliance documentation, visit the product page on TE.com>

EU RoHS Directive 2011/65/EU	Compliant
EU ELV Directive 2000/53/EC	Compliant
China RoHS 2 Directive MIIT Order No 32, 2016	No Restricted Materials Above Threshold
EU REACH Regulation (EC) No. 1907/2006	Current ECHA Candidate List: JAN 2025 (247) Candidate List Declared Against: JAN 2025 (247) Does not contain REACH SVHC
Halogen Content	Low Halogen - Br, Cl, F, I < 900 ppm per homogenous material. Also BFR/CFR/PVC Free
Solder Process Capability	Not applicable for solder process capability



Product Compliance Disclaimer


This information is provided based on reasonable inquiry of our suppliers and represents our current actual knowledge based on the information they provided. This information is subject to change. The part numbers that TE has identified as EU RoHS compliant have a maximum concentration of 0.1% by weight in homogenous materials for lead, hexavalent chromium, mercury, PBB, PBDE, DBP, BBP, DEHP, DIBP, and 0.01% for cadmium, or qualify for an exemption to these limits as defined in the Annexes of Directive 2011/65/EU (RoHS2). Finished electrical and electronic equipment products will be CE marked as required by Directive 2011/65/EU. Components may not be CE marked. Additionally, the part numbers that TE has identified as EU ELV compliant have a maximum concentration of 0.1% by weight in homogenous materials for lead, hexavalent chromium, and mercury, and 0.01% for cadmium, or qualify for an exemption to these limits as defined in the Annexes of Directive 2000/53/EC (ELV). Regarding the REACH Regulation, the information TE provides on SVHC in articles for this part number is based on the latest European Chemicals Agency (ECHA) ‘Guidance on requirements for substances in articles’ posted at this URL: <https://echa.europa.eu/guidance-documents/guidance-on-reach>

Compatible Parts



TE Part # 2007705-1
IMP100S,R,RA3P10C,UG,39

Also in the Series | IMPACT



High Speed Backplane Connectors
(149)

Customers Also Bought

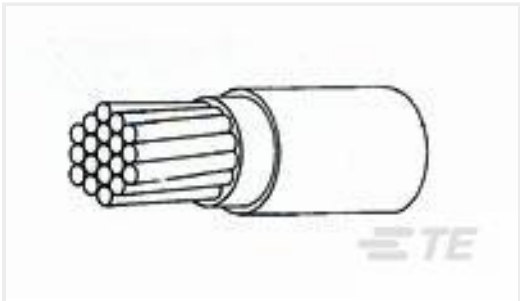
TE Part #NB14354001
VERSAFIT-3/4-0-FSP

TE Part #YDL64H-14-15P8V001
HERM RECP

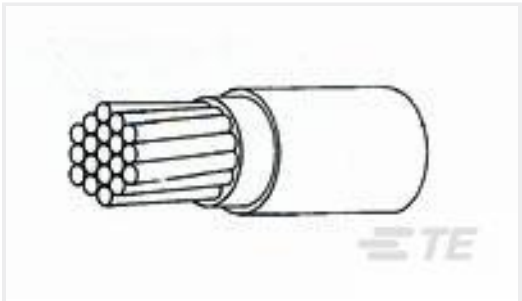
TE Part #446947-1
LGH RECT RECPT ASY,6 POS

TE Part #1616068-4
K300A5C6=CONTACTOR





TE Part #2820003010
44A0111-16-0



TE Part #2820023007
44A0111-16-2

TE Part #Y72340-09-35PAV005
HERM RECP

TE Part #Y52508-10-5PNV0040
HERM RECP

TE Part #Y94649-10-5PNV0040
HERM RECP

TE Part #1618006-1
AP10A-02=RELAY, VACUUM, SPST-N

Documents

Product Drawings

IMP100S,H,V3P10C,LG,OEW39,4.9

English

CAD Files

Customer View Model

ENG_CVM_CVM_2007777-2_B.2d_dxf.zip

English

3D PDF

3D

Customer View Model

ENG_CVM_CVM_2007777-2_B.3d_igs.zip

English

Customer View Model

ENG_CVM_CVM_2007777-2_B.3d_stp.zip

English

By downloading the CAD file I accept and agree to the [Terms and Conditions](#) of use.

Product Specifications

Application Specification

English

Agency Approvals

Agency Approval Document

English