




Connectors > Connector Accessories > Connector Hardware



Connector Hardware Accessory Type: **Guide Socket Kit**

Primary Product Color: **Natural**

Primary Product Material: **Stainless Steel**

Operating Temperature (Max): **150 °C [302 °F]**

Operating Temperature Range: **-55 – 150 °C [-67 – 302 °F]**

Features

Product Type Features

Connector Hardware Accessory Type	Guide Socket Kit
Hardware Accessory Function	Guide Hardware

Body Features

Primary Product Color	Natural
Primary Product Material	Stainless Steel

Mechanical Attachment

Hardware Type Included	Nuts and Lockwashers
Thread Size	6-32

Dimensions

Product Width	6.45 mm[.254 in]
Product Length	15.88 mm[.625 in]
Product Height	6.35 mm[.289 in]

Usage Conditions

Operating Temperature (Max)	150 °C[302 °F]
Operating Temperature Range	-55 – 150 °C[-67 – 302 °F]



Packaging Features

Packaging Method	Bag
Packaging Quantity	100

Product Compliance


For compliance documentation, visit the product page on TE.com>

EU RoHS Directive 2011/65/EU	Compliant
EU ELV Directive 2000/53/EC	Compliant
China RoHS 2 Directive MIIT Order No 32, 2016	No Restricted Materials Above Threshold
EU REACH Regulation (EC) No. 1907/2006	Current ECHA Candidate List: JAN 2025 (247) Candidate List Declared Against: JAN 2025 (247) Does not contain REACH SVHC
Halogen Content	Low Halogen - Br, Cl, F, I < 900 ppm per homogenous material. Also BFR/CFR/PVC Free
Solder Process Capability	Not applicable for solder process capability


Product Compliance Disclaimer

This information is provided based on reasonable inquiry of our suppliers and represents our current actual knowledge based on the information they provided. This information is subject to change. The part numbers that TE has identified as EU RoHS compliant have a maximum concentration of 0.1% by weight in homogenous materials for lead, hexavalent chromium, mercury, PBB, PBDE, DBP, BBP, DEHP, DIBP, and 0.01% for cadmium, or qualify for an exemption to these limits as defined in the Annexes of Directive 2011/65/EU (RoHS2). Finished electrical and electronic equipment products will be CE marked as required by Directive 2011/65/EU. Components may not be CE marked. Additionally, the part numbers that TE has identified as EU ELV compliant have a maximum concentration of 0.1% by weight in homogenous materials for lead, hexavalent chromium, and mercury, and 0.01% for cadmium, or qualify for an exemption to these limits as defined in the Annexes of Directive 2000/53/EC (ELV). Regarding the REACH Regulation, the information TE provides on SVHC in articles for this part number is based on the latest European Chemicals Agency (ECHA) 'Guidance on requirements for substances in articles' posted at this URL: <https://echa.europa.eu/guidance-documents/guidance-on-reach>


Compatible Parts




TE Part # 201532-4
RECEPT BLOCK,104 POSN,M SERIES



TE Part # 201692-3
CTR FASTENER PLUG BLOCK,104P



TE Part # 201692-4
CNTR FASTENER PLUG BLOCK,104P



TE Part # 202173-8
GUIDE PIN ASSY




TE Part # 1-201692-6
CNTR FASTENER PLUG BLOCK,104P




TE Part # 201532-2
RECEPT BLOCK,104 POSN,M SERIES

Also in the Series | AMP M Series




Board-to-Board Jumpers & Shunts(5)




Connector Contacts(51)



Connector Hardware(47)




Power Contacts(51)



Rectangular Connector Housings(77)



Rectangular Power Connectors(82)



Standard Rectangular Connectors(81)

Customers Also Bought



TE Part #1393143-8
27E125=SOCKET,R10,10,SLG,PHE



TE Part #3-1393159-5
20C249=SPRING,HOLD-DOWN,R10,.0



TE Part #770103-1
15P .093 COMM P&S RECPT



TE Part #66564-8
III+ PIN,24-20,30AU/FL,STRIP



TE Part #206151-1
23-37 RECEPT STD SEX



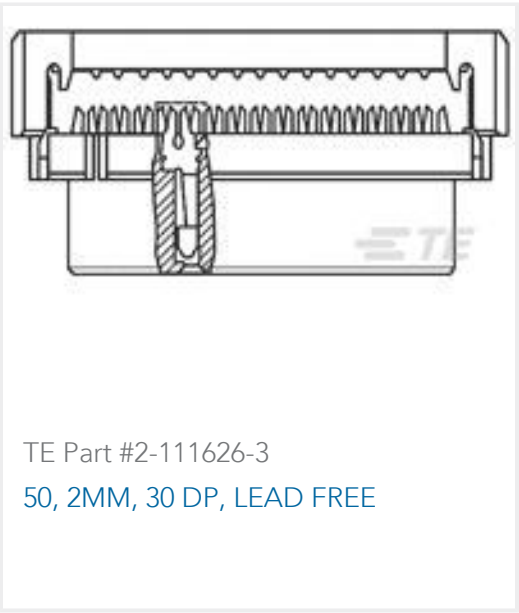
TE Part #201047-2
SERIES "M" ST. STL. GUIDE SOC.



TE Part #1-201046-2
SERIES "M" MIN RECT GUIDE PIN



TE Part #5535043-4
ASSY,RECEPTACLE,EUROCARD,TYPE



Documents

Product Drawings

GUIDE SOC. ASSY. 104 CTR. FSTN

English

CAD Files

Customer View Model

ENG_CVM_CVM_202174-5_K.2d_dxf.zip

English

3D PDF

3D

Customer View Model

ENG_CVM_CVM_202174-5_K.3d_igs.zip

English

Customer View Model

ENG_CVM_CVM_202174-5_K.3d_stp.zip

English

By downloading the CAD file I accept and agree to the [Terms and Conditions](#) of use.

Datasheets & Catalog Pages

M_SERIES_PIN_AND_SOCKET_CONNECTORS

English