



Connectors > Rectangular Connectors > Standard Rectangular Connectors



Connector Product Type: **Housing**
Connector & Housing Type: **Plug**
Termination Method to Wire & Cable: **Crimp**
Connector System: **Cable-to-Cable, Cable-to-Panel**
Contact Retention Within Housing: **With**

Features

Product Type Features

Connector Product Type	Housing
Connector & Housing Type	Plug
Connector System	Cable-to-Cable, Cable-to-Panel
Sealable	No
Connector & Contact Terminates To	Wire & Cable

Configuration Features

Number of Signal Positions	36
Number of Power Positions	36
Number of Positions	36
Number of Rows	4

Electrical Characteristics

Operating Voltage	250 VAC
-------------------	---------

Body Features

Primary Product Color	Black
-----------------------	-------



Contact Features

Contact Type	Socket
Contact Retention Within Housing	With
Contact Current Rating (Max)	13 A

Termination Features

Termination Method to Wire & Cable	Crimp
------------------------------------	-------

Mechanical Attachment

Strain Relief	Without
Panel Mount Feature	With
Contact Retention Type Within Housing	Locking Spring
Panel Mount Feature Type	Screw Mount
Connector Mounting Type	Panel Mount

Housing Features

Housing Material	Phenolic GF
Centerline (Pitch)	5.08 mm[.2 in]

Dimensions

Row-to-Row Spacing	5.08 mm[.2 in]
Connector Width	19.81 mm[.78 in]
Connector Height	65.91 mm[2.595 in]
Wire Size	30 – 14 AWG
Connector Length	23.34 mm[.919 in]

Usage Conditions

Operating Temperature Range	-55 – 150 °C[-67 – 302 °F]
-----------------------------	----------------------------

Operation/Application

Circuit Application	Power & Signal
---------------------	----------------

Industry Standards

Glow Wire Rating	Standard Part - Not Glow Wire
UL Flammability Rating	UL 94V-0

Packaging Features

Packaging Quantity	70
Packaging Method	Carton



Product Compliance

For compliance documentation, visit the product page on TE.com>

EU RoHS Directive 2011/65/EU	Compliant
EU ELV Directive 2000/53/EC	Compliant
China RoHS 2 Directive MIIT Order No 32, 2016	No Restricted Materials Above Threshold
EU REACH Regulation (EC) No. 1907/2006	Current ECHA Candidate List: JAN 2025 (247) Candidate List Declared Against: JAN 2025 (247) Does not contain REACH SVHC
Halogen Content	Low Halogen - Br, Cl, F, I < 900 ppm per homogenous material. Also BFR/CFR/PVC Free
Solder Process Capability	Wave solder capable to 265°C

Product Compliance Disclaimer

This information is provided based on reasonable inquiry of our suppliers and represents our current actual knowledge based on the information they provided. This information is subject to change. The part numbers that TE has identified as EU RoHS compliant have a maximum concentration of 0.1% by weight in homogenous materials for lead, hexavalent chromium, mercury, PBB, PBDE, DBP, BBP, DEHP, DIBP, and 0.01% for cadmium, or qualify for an exemption to these limits as defined in the Annexes of Directive 2011/65/EU (RoHS2). Finished electrical and electronic equipment products will be CE marked as required by Directive 2011/65/EU. Components may not be CE marked. Additionally, the part numbers that TE has identified as EU ELV compliant have a maximum concentration of 0.1% by weight in homogenous materials for lead, hexavalent chromium, and mercury, and 0.01% for cadmium, or qualify for an exemption to these limits as defined in the Annexes of Directive 2000/53/EC (ELV). Regarding the REACH Regulation, the information TE provides on SVHC in articles for this part number is based on the latest European Chemicals Agency (ECHA) ‘Guidance on requirements for substances in articles’ posted at this URL: <https://echa.europa.eu/guidance-documents/guidance-on-reach>

Compatible Parts




TE Part # 205076-2
36 POS. BLOCK AUTO-WIRE



TE Part # 205629-1
AUTOWIRE KIT, 36 POS, 31 X 62


Also in the Series | AMP M Series



Board-to-Board Jumpers & Shunts(5)



Connector Contacts(51)



Connector Hardware(47)



Power Contacts(51)



Rectangular Connector Housings(77)



Rectangular Power Connectors(82)



Standard Rectangular Connectors(81)


Customers Also Bought



TE Part #1-200833-1
SERIES M GUIDE PIN ST. STL.



TE Part #201910-1
JACKSCREW KIT



TE Part #3-2176731-0
HSC100S 15R 5% Screw Terminal



TE Part #201911-1
JACKSCREW KIT



TE Part #201414-4
SERIES M JACK SCREW FEMALE A



TE Part #200867-1
SERIES M JACKSCREW FEM. ASSY



TE Part #CAT-D9934-A75E
Header Assembly: Wire-to-Board, 15A, gold or tin plated



TE Part #1-200835-1
SERIES M MIN. RECT. GUIDE SOC



TE Part #201390-5
PIN HOOD 50-POS.

Documents



Product Drawings

BLOCK, SOCKET, 36 POS.

English

CAD Files

Customer View Model

ENG_CVM_CVM_203956-2_AB.3d_stp.zip

English

Customer View Model

ENG_CVM_CVM_203956-2_AB.2d_dxf.zip

English

Customer View Model

ENG_CVM_CVM_203956-2_AB.3d_igs.zip

English

3D PDF

3D

By downloading the CAD file I accept and agree to the [Terms and Conditions](#) of use.

Datasheets & Catalog Pages

M_SERIES_PIN_AND_SOCKET_CONNECTORS

English

Agency Approvals

Agency Approval Document

English