



Connectors > D-Shaped Connectors



Number of Positions: **62**

Connector & Housing Type: **Receptacle**

Connector System: **Cable-to-Cable**

Connector Mounting Type: **Panel Mount**

Connector Shell Size: **4**

Features

Product Type Features

Sealable	No
Connector & Housing Type	Receptacle
Connector System	Cable-to-Cable
Connector Shell Size	4
Connector & Contact Terminates To	Wire & Cable

Configuration Features

Power/Signal/Coax Combination	No
Number of Positions	62

Body Features

Front Shell Material	Steel
Mating Retention Feature Material	Stainless Steel
Rear Shell Plating Material	Cadmium
Rear Shell Material	Steel
Front Shell Plating Material	Cadmium

Contact Features

Contact Size	Size 22
Contact Type	Socket
Contact Current Rating (Max)	5 A



Contact Options

Order Separately

Termination Features

Termination Method to Wire & Cable	Crimp
------------------------------------	-------

Mechanical Attachment

Mounting Hole Diameter	3.05 mm[.12 in]
Mating Alignment	Without
Connector Mounting Type	Panel Mount

Housing Features

Centerline (Pitch)	2.29 mm[.09 in]
--------------------	-----------------

Usage Conditions

Operating Temperature Range	-55 – 125 °C[-67 – 257 °F]
-----------------------------	----------------------------

Operation/Application

Circuit Application	Signal
---------------------	--------

Packaging Features

Packaging Method	Carton
------------------	--------

Product Compliance

For compliance documentation, visit the product page on TE.com>

EU RoHS Directive 2011/65/EU	Not Compliant
EU ELV Directive 2000/53/EC	Not Compliant
China RoHS 2 Directive MIIT Order No 32, 2016	Restricted Materials Above Threshold
EU REACH Regulation (EC) No. 1907/2006	Current ECHA Candidate List: JAN 2025 (247) Candidate List Declared Against: JUNE 2024 (241) SVHC > Threshold: Cd (100% in Component Part) <small>Article Safe Usage Statements: Use personal protective equipment as required. Do not eat, drink or smoke when using this product. Recycle if possible and dispose of the article by following all applicable governmental regulations relevant to your geographic location.</small>
Halogen Content	BFR/CFR/PVC Free, but Br/Cl >900 ppm in other sources.
Solder Process Capability	Pin-in-Paste capable to 260°C


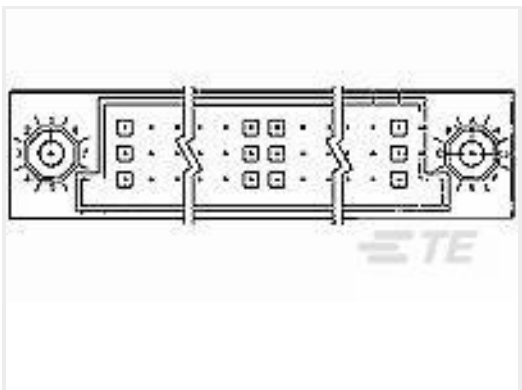








Product Compliance Disclaimer

This information is provided based on reasonable inquiry of our suppliers and represents our current actual knowledge based on the information they provided. This information is subject to change. The part numbers that TE has identified as



EU RoHS compliant have a maximum concentration of 0.1% by weight in homogenous materials for lead, hexavalent chromium, mercury, PBB, PBDE, DBP, BBP, DEHP, DIBP, and 0.01% for cadmium, or qualify for an exemption to these limits as defined in the Annexes of Directive 2011/65/EU (RoHS2). Finished electrical and electronic equipment products will be CE marked as required by Directive 2011/65/EU. Components may not be CE marked. Additionally, the part numbers that TE has identified as EU ELV compliant have a maximum concentration of 0.1% by weight in homogenous materials for lead, hexavalent chromium, and mercury, and 0.01% for cadmium, or qualify for an exemption to these limits as defined in the Annexes of Directive 2000/53/EC (ELV). Regarding the REACH Regulation, the information TE provides on SVHC in articles for this part number is based on the latest European Chemicals Agency (ECHA) ‘Guidance on requirements for substances in articles’ posted at this URL: <https://echa.europa.eu/guidance-documents/guidance-on-reach>

Customers Also Bought

 <p>TE Part #4109-207-2000L CONT SOC ASSY</p>	 <p>TE Part #532433-1 HDI PIN ASSY 3 ROW 75 POS</p>	 <p>TE Part #106081-1 2MM HM, HEADER, TYPE C</p>	 <p>TE Part #2214869-1 MiniSAS HD, 1x2 Rec Assy w/ weld</p>
 <p>TE Part #450213-000 CTA-0165</p>	 <p>TE Part #646529-1 Z-PACK 2MM HM TYPE A/B 169P</p>	 <p>TE Part #YDTS26W15-18SNV001 PLUG ASSY</p>	 <p>TE Part #324047 TERM, TERMINYL, RT, 6 AWG, 1/4</p>
 <p>TE Part #327639 SPLICE BUTT PIDG 12-10/22-18</p>	 <p>TE Part #5-2176070-0 3521 1K1 1% 2W</p>		

Documents

Product Drawings
[RECEPT ASSY,62 POSN,AMPLIMITE](#)
English

CAD Files
[3D PDF](#)
3D
Customer View Model
[ENG_CVM_CVM_204506-1_AC.2d_dxf.zip](#)



English

Customer View Model

[ENG_CVM_CVM_204506-1_AC.3d_igs.zip](#)

English

Customer View Model

[ENG_CVM_CVM_204506-1_AC.3d_stp.zip](#)

English

By downloading the CAD file I accept and agree to the [Terms and Conditions](#) of use.

Datasheets & Catalog Pages

[1308940_Sec8_amplimite](#)

English

Instruction Sheets

[Instruction Sheet \(U.S.\)](#)

English