



Connectors > Rectangular Connectors > Standard Rectangular Connectors



Connector Product Type: **Housing**
Connector & Housing Type: **Plug**
Termination Method to Wire & Cable: **Crimp**
Connector System: **Cable-to-Cable, Cable-to-Panel**
Contact Retention Within Housing: **With**

Features

Product Type Features

Connector Product Type	Housing
Connector & Housing Type	Plug
Connector System	Cable-to-Cable, Cable-to-Panel
Sealable	No
Connector & Contact Terminates To	Wire & Cable

Configuration Features

Number of Signal Positions	0
Number of Power Positions	12
Number of Positions	12
Number of Rows	3

Electrical Characteristics

Operating Voltage	1800 VAC
-------------------	----------

Body Features

Primary Product Color	Black
-----------------------	-------



Contact Features

Contact Type	Pin
Contact Retention Within Housing	With
Contact Current Rating (Max)	35 A

Termination Features

Termination Method to Wire & Cable	Crimp
------------------------------------	-------

Mechanical Attachment

Panel Mount Feature	With
Panel Mount Feature Type	Screw Mount
Connector Mounting Type	Panel Mount

Housing Features

Housing Material	Phenolic
Centerline (Pitch)	11.43 mm[.45 in]

Dimensions

Row-to-Row Spacing	9.8 mm[.386 in]
Connector Width	28.19 mm[1.11 in]
Connector Height	65.91 mm[2.595 in]
Wire Size	30 – 14 AWG
Connector Length	27.69 mm[1.09 in]

Usage Conditions

Operating Temperature Range	-55 – 150 °C[-67 – 302 °F]
-----------------------------	----------------------------

Operation/Application

Circuit Application	Power & Signal
---------------------	----------------

Industry Standards

Glow Wire Rating	Standard Part - Not Glow Wire
UL Flammability Rating	UL 94V-0

Packaging Features

Packaging Quantity	88
Packaging Method	Carton

Product Compliance

For compliance documentation, visit the product page on TE.com>



EU RoHS Directive 2011/65/EU	Compliant
EU ELV Directive 2000/53/EC	Compliant
China RoHS 2 Directive MIIT Order No 32, 2016	No Restricted Materials Above Threshold
EU REACH Regulation (EC) No. 1907/2006	Current ECHA Candidate List: JAN 2025 (247) Candidate List Declared Against: JAN 2025 (247) Does not contain REACH SVHC
Halogen Content	Low Halogen - Br, Cl, F, I < 900 ppm per homogenous material. Also BFR/CFR/PVC Free
Solder Process Capability	Wave solder capable to 265°C


Product Compliance Disclaimer

This information is provided based on reasonable inquiry of our suppliers and represents our current actual knowledge based on the information they provided. This information is subject to change. The part numbers that TE has identified as EU RoHS compliant have a maximum concentration of 0.1% by weight in homogenous materials for lead, hexavalent chromium, mercury, PBB, PBDE, DBP, BBP, DEHP, DIBP, and 0.01% for cadmium, or qualify for an exemption to these limits as defined in the Annexes of Directive 2011/65/EU (RoHS2). Finished electrical and electronic equipment products will be CE marked as required by Directive 2011/65/EU. Components may not be CE marked. Additionally, the part numbers that TE has identified as EU ELV compliant have a maximum concentration of 0.1% by weight in homogenous materials for lead, hexavalent chromium, and mercury, and 0.01% for cadmium, or qualify for an exemption to these limits as defined in the Annexes of Directive 2000/53/EC (ELV). Regarding the REACH Regulation, the information TE provides on SVHC in articles for this part number is based on the latest European Chemicals Agency (ECHA) 'Guidance on requirements for substances in articles' posted at this URL: <https://echa.europa.eu/guidance-documents/guidance-on-reach>

Compatible Parts




Also in the Series | AMP M Series



Board-to-Board Jumpers & Shunts(5)




Connector Caps & Covers(14)



Connector Hardware(47)



Connector Strain Relief(13)




PCB Headers & Receptacles(9)



Rack & Panel Connectors(1)

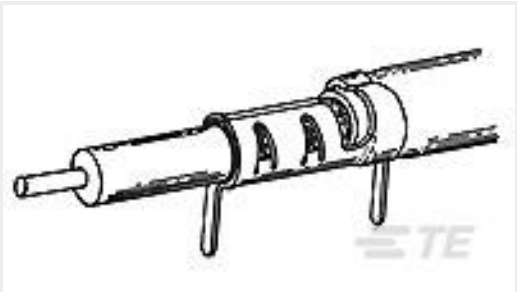


Rectangular Power Connectors(82)



Wire-to-Board Headers & Receptacles (1)

Customers Also Bought




TE Part #9-226176-2
BRAID PIC TERMINAL, LF PLTG



TE Part #53424-1
TERMINAL,PIDG PVF2 R 12-10 8



TE Part #1-201046-2
SERIES "M" MIN RECT GUIDE PIN



TE Part #5-1623746-3
ER74 8R2 5% AMMO PK




TE Part #141462-1
TERMINAL PIN PIDG 12 16



TE Part #3-641239-5
05P MTA100 CONN ASSY BLU LF



TE Part #66262-2
MALE CONTACT ASSY. (L.P.)



TE Part #87499-8
04 MODIV HSG COMP SR .100CL



TE Part #66741-5
TYPE XII FEMALE CONT (STRIP)



TE Part #543382-7
INSERT/EXTRACT TIP 25-KIT

Documents



Product Drawings

12 PC. BLOCK

English

CAD Files

Customer View Model

ENG_CVM_CVM_205042-1_J.3d_stp.zip

English

Customer View Model

ENG_CVM_CVM_205042-1_J.2d_dxf.zip

English

Customer View Model

ENG_CVM_CVM_205042-1_J.3d_igs.zip

English

3D PDF

3D

3D PDF

English

Customer View Model

ENG_CVM_205042-1_A.2d_dxf.zip

English

Customer View Model

ENG_CVM_205042-1_A.3d_igs.zip

English

Customer View Model

ENG_CVM_205042-1_A.3d_stp.zip

English

By downloading the CAD file I accept and agree to the [Terms and Conditions](#) of use.

Datasheets & Catalog Pages

M_SERIES_PIN_AND_SOCKET_CONNECTORS

English

Agency Approvals

Agency Approval Document

English

Agency Approval Document

English