



Connectors > D-Shaped Connectors > D-Sub Crimp: Plug, Signal, 37 Posn, Pin Size 20, Shell Size 4



Number of Positions: 37

Connector & Housing Type: Plug

Connector System: Cable-to-Cable

Connector Mounting Type: Panel Mount

Connector Shell Size: 4

[All D-Sub Crimp: Plug, Signal, 37 Posn, Pin Size 20, Shell Size 4 \(6\)](#)

Features

Product Type Features

|                                   |                  |
|-----------------------------------|------------------|
| Shell Material Configuration      | Full Metal Shell |
| Sealable                          | No               |
| Connector & Housing Type          | Plug             |
| Connector System                  | Cable-to-Cable   |
| Connector Shell Size              | 4                |
| Connector & Contact Terminates To | Wire & Cable     |

Configuration Features

|                     |    |
|---------------------|----|
| Number of Positions | 37 |
|---------------------|----|

Body Features

|                        |               |
|------------------------|---------------|
| Shell Plating Material | Tin           |
| Insert Material        | Thermoplastic |
| Shield Material        | Steel         |



Contact Features

|                 |                  |
|-----------------|------------------|
| Contact Size    | Size 20          |
| Contact Options | Order Separately |

Termination Features

|                                    |       |
|------------------------------------|-------|
| Termination Method to Wire & Cable | Crimp |
|------------------------------------|-------|

Mechanical Attachment

|                         |                |
|-------------------------|----------------|
| Mating Retention        | With           |
| Mating Retention Type   | Mounting Holes |
| Connector Mounting Type | Panel Mount    |

Housing Features

|                    |                  |
|--------------------|------------------|
| Shell Material     | Steel            |
| Centerline (Pitch) | 2.74 mm[.108 in] |

Usage Conditions

|                             |                            |
|-----------------------------|----------------------------|
| Operating Temperature Range | -55 – 105 °C[-67 – 221 °F] |
|-----------------------------|----------------------------|

Operation/Application

|                     |        |
|---------------------|--------|
| Shielded            | Yes    |
| Circuit Application | Signal |

Industry Standards

|                        |          |
|------------------------|----------|
| UL Flammability Rating | UL 94V-0 |
|------------------------|----------|

Packaging Features

|                    |         |
|--------------------|---------|
| Packaging Method   | Package |
| Packaging Quantity | 300     |

Product Compliance

For compliance documentation, visit the product page on TE.com>

|   |   |
|---|---|
| EU RoHS Directive 2011/65/EU                  | Compliant   |
| EU ELV Directive 2000/53/EC                   | Compliant   |
| China RoHS 2 Directive MIIT Order No 32, 2016 | No Restricted Materials Above Threshold   |
| EU REACH Regulation (EC) No. 1907/2006        | Current ECHA Candidate List: JAN 2025 (247)<br>Candidate List Declared Against: JAN 2025 (247)<br>Does not contain REACH SVHC |



|                           |  |
|---------------------------|--|
| Halogen Content           | Not Low Halogen - contains Br or Cl > 900 ppm. |
| Solder Process Capability | Not applicable for solder process capability   |

Product Compliance Disclaimer

This information is provided based on reasonable inquiry of our suppliers and represents our current actual knowledge based on the information they provided. This information is subject to change. The part numbers that TE has identified as EU RoHS compliant have a maximum concentration of 0.1% by weight in homogenous materials for lead, hexavalent chromium, mercury, PBB, PBDE, DBP, BBP, DEHP, DIBP, and 0.01% for cadmium, or qualify for an exemption to these limits as defined in the Annexes of Directive 2011/65/EU (RoHS2). Finished electrical and electronic equipment products will be CE marked as required by Directive 2011/65/EU. Components may not be CE marked. Additionally, the part numbers that TE has identified as EU ELV compliant have a maximum concentration of 0.1% by weight in homogenous materials for lead, hexavalent chromium, and mercury, and 0.01% for cadmium, or qualify for an exemption to these limits as defined in the Annexes of Directive 2000/53/EC (ELV). Regarding the REACH Regulation, the information TE provides on SVHC in articles for this part number is based on the latest European Chemicals Agency (ECHA) ‘Guidance on requirements for substances in articles’ posted at this URL: <https://echa.europa.eu/guidance-documents/guidance-on-reach>

Compatible Parts




TE Part # CAT-035-DCPPS204  
D-Sub Crimp: Plug, Signal, 37 Posn, Pin Size 20, Shell Size 4




TE Part # CAT-035-DCRSS204  
D-Sub Crimp Recpt Signal 37 Posn, Socket Size 20, Shell Size 4


Customers Also Bought




TE Part #202169-4  
M-SERIES HALF SHIELD KIT




TE Part #1658641-1  
HDP-20,PLUG,SIZE 5, 50 POSN




TE Part #4-640426-4  
14P MTA156 CONN ASSY 18AWG ORA



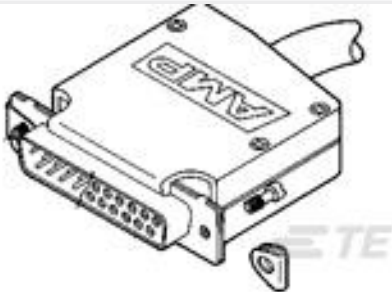
TE Part #5205731-1  
CLAMSHELL ASSEMBLY




TE Part #103957-9  
2X10 MTE RCPT SR LATCH .100CL



TE Part #205209-2  
RECP ASSY SIZE 4



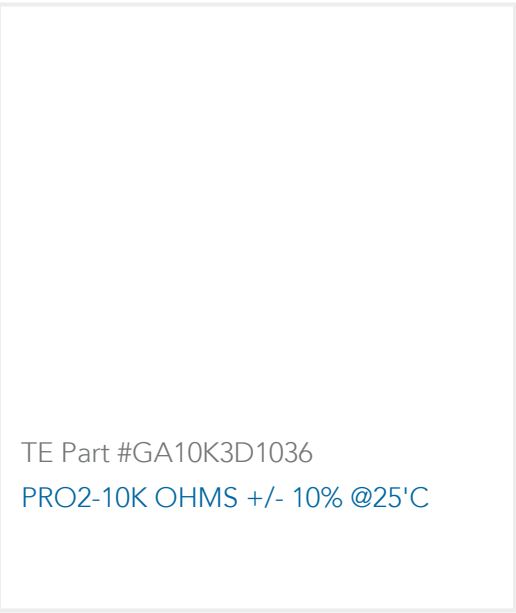
TE Part #5206478-1  
CLAMSHELL KIT W/RETAINER,SZ 1



TE Part #1-104505-3  
MTE PIN LP



TE Part #5206478-3  
CLAMSHELL SIZE 3 W/RETAINER



TE Part #GA10K3D1036  
PRO2-10K OHMS +/- 10% @25'C

Documents

Product Drawings

HDP-20,PLUG,SIZE 4, 37 POSN

English

CAD Files

Customer View Model

ENG\_CVM\_CVM\_205210-7\_S.2d\_dxf.zip

English

3D PDF

3D

Customer View Model

ENG\_CVM\_CVM\_205210-7\_S.3d\_igs.zip

English

Customer View Model

ENG\_CVM\_CVM\_205210-7\_S.3d\_stp.zip

English

By downloading the CAD file I accept and agree to the [Terms and Conditions](#) of use.

Datasheets & Catalog Pages

AMPLIMITE Subminiature D Connectors - Cable Connectors

English

AMPLIMITE Cable Connectors and Shielding Hardware Kits QRG

English

Product Specifications

Application Specification

English

Instruction Sheets

Instruction Sheet (U.S.)

English

Agency Approvals

CSA Certificate

English