

TE Internal #: 2071509-1

General Purpose Power Relay, DC, Monostable, 1 Form A SPST-NO, 10 A Contact Rating, 24 VDC Coil Voltage, 250 VAC Contact Voltage, .45 W Coil Power

[View on TE.com >](#)



Relays & Contactors > Electromechanical Relays



Relay & Contactor Type: **General Purpose Power Relay**

Current Type: **DC**

Coil Magnetic System: **Monostable**

Contact Arrangement: **1 Form A SPST-NO**

Contact Current Rating: **10 A**

Features

Product Type Features

Relay & Contactor Type	General Purpose Power Relay
------------------------	-----------------------------

Configuration Features

Contact Number of Poles	1
Coil Special Features	UL Coil Insulation Class F
Contact Arrangement	1 Form A SPST-NO

Electrical Characteristics

Contact Limiting Short-Time Current	10 A
Contact Limiting Making Current	10 A
Contact Limiting Continuous Current	10 A
Contact Limiting Breaking Current	10 A
Insulation Initial Dielectric Between Open Contacts	750 Vrms
Contact Switching Voltage (Max)	250 VAC
Coil Resistance	1280 Ω
Contact Current Rating	10 A
Coil Voltage Rating	24 VDC
Contact Voltage Rating	250 VAC
Coil Power Rating DC	.45 W
Insulation Initial Dielectric Between Contacts & Coil	4000 Vrms



Body Features

Product Weight	6.5 g
Primary Product Color	Black
Enclosure Type	Flux Resistant Automatic Solder Capable

Contact Features

Contact Material	AgSnO
------------------	-------

Termination Features

Main Termination & Connection Type	Solder Pins
Coil Termination & Connection Type	Solder Pins

Mechanical Attachment

Product Mount Type	Board Mount
--------------------	-------------

Dimensions

Insulation Creepage Between Contact & Coil	9.4 mm
Product Width	10.2 mm[.401 in]
Product Length	18.2 mm[.716 in]
Product Height	15.2 mm[.598 in]

Usage Conditions

Operating Temperature Range	-30 – 85 °C[-22 – 185 °F]
Environmental Category of Protection	RTII
Environmental Ambient Temperature (Max)	85 °C[185 °F]

Operation/Application

Current Type	DC
Coil Magnetic System	Monostable

Packaging Features


Packaging Method	Box & Tray
------------------	------------

Other

Coil Power Rating Class	.4 – .5 W
Contact Current Class	5 – 10 A

Product Compliance

For compliance documentation, visit the product page on [TE.com](#)>





EU RoHS Directive 2011/65/EU	Compliant
EU ELV Directive 2000/53/EC	Compliant
China RoHS 2 Directive MIIT Order No 32, 2016	No Restricted Materials Above Threshold
EU REACH Regulation (EC) No. 1907/2006	Current ECHA Candidate List: JAN 2025 (247) Candidate List Declared Against: JAN 2025 (247) Does not contain REACH SVHC
Halogen Content	Not Low Halogen - contains Br or Cl > 900 ppm.
Solder Process Capability	Not reviewed for solder process capability

Product Compliance Disclaimer

This information is provided based on reasonable inquiry of our suppliers and represents our current actual knowledge based on the information they provided. This information is subject to change. The part numbers that TE has identified as EU RoHS compliant have a maximum concentration of 0.1% by weight in homogenous materials for lead, hexavalent chromium, mercury, PBB, PBDE, DBP, BBP, DEHP, DIBP, and 0.01% for cadmium, or qualify for an exemption to these limits as defined in the Annexes of Directive 2011/65/EU (RoHS2). Finished electrical and electronic equipment products will be CE marked as required by Directive 2011/65/EU. Components may not be CE marked. Additionally, the part numbers that TE has identified as EU ELV compliant have a maximum concentration of 0.1% by weight in homogenous materials for lead, hexavalent chromium, and mercury, and 0.01% for cadmium, or qualify for an exemption to these limits as defined in the Annexes of Directive 2000/53/EC (ELV). Regarding the REACH Regulation, the information TE provides on SVHC in articles for this part number is based on the latest European Chemicals Agency (ECHA) ‘Guidance on requirements for substances in articles’ posted at this URL: <https://echa.europa.eu/guidance-documents/guidance-on-reach>

Compatible Parts



TE Part # 2071507-1  
OJT-SS-112HM,00000




TE Part # 2071508-1  
OJT-SS-105HM,00000



TE Part # CAT-OE4-OJ1  
STD OEG Miniature PCB OJ/OJE Pow Relays


Customers Also Bought



TE Part #2267087-7  
RMS1R102VS2QES




TE Part #2-1415012-1  
V23047-A1110-A511



TE Part #2454985-1  
ADE Next Gen. 10 Pos. SMT TU



TE Part #4-1393240-5  
RT334012



Documents

CAD Files

3D PDF

3D

Customer View Model

ENG\_CVM\_CVM\_2071509-1\_B.2d\_dxf.zip

English

Customer View Model

ENG\_CVM\_CVM\_2071509-1\_B.3d\_igs.zip

English

Customer View Model

ENG\_CVM\_CVM\_2071509-1\_B.3d\_stp.zip

English

By downloading the CAD file I accept and agree to the [Terms and Conditions](#) of use.

Datasheets & Catalog Pages

OJT\_TV-8\_Rated\_Relay\_Flyer

English

OJT Series Relay Datasheet

English

Product Specifications

Definitions General Purpose Relays

English

Agency Approvals

VDE Certificate

English

2071509-1

General Purpose Power Relay, DC, Monostable, 1 Form A SPST-NO, 10 A Contact Rating, 24 VDC Coil Voltage, 250 VAC Contact Voltage, .45 W Coil Power

