



Relays & Contactors > Electromechanical Relays



Relay & Contactor Type: **General Purpose Power Relay**

Current Type: **DC**

Coil Magnetic System: **Monostable**

Contact Arrangement: **1 Form A SPST-NO**

Contact Current Rating: **16 A**

Features

Product Type Features

Relay & Contactor Type	General Purpose Power Relay
------------------------	-----------------------------

Configuration Features

Contact Number of Poles	1
Coil Special Features	UL Coil Insulation Class F
Contact Arrangement	1 Form A SPST-NO

Electrical Characteristics

Contact Limiting Short-Time Current	16 A
Contact Limiting Making Current	16 A
Contact Limiting Continuous Current	16 A
Contact Limiting Breaking Current	16 A
Insulation Initial Dielectric Between Open Contacts	750 Vrms
Insulation Initial Dielectric Between Adjacent Contacts	750 Vrms
Coil Current	.017 A
Contact Switching Voltage (Max)	250 VAC



Contact Switching Load (Min)	100mA @ 5V
Coil Resistance	320 Ω
Insulation Initial Resistance	1000 MΩ
Contact Current Rating	16 A
Coil Voltage Rating	12 VDC
Contact Voltage Rating	250 VAC
Coil Power Rating DC	.45 W
Insulation Initial Dielectric Between Contacts & Coil	4000 Vrms

Body Features

Product Weight	5.8 g
Primary Product Color	Black
Enclosure Type	Flux Resistant Automatic Solder Capable & Washable

Contact Features

Contact Material	AgSnOInO
------------------	----------

Termination Features

Main Termination & Connection Type	Solder Pins
Coil Termination & Connection Type	Solder Pins

Mechanical Attachment

Product Mount Type	Board Mount
--------------------	-------------

Dimensions

Insulation Clearance Between Contact & Coil	7 mm[.28 in]
Insulation Creepage Between Contact & Coil	11 mm[.43 in]
Product Width	10.2 mm[.401 in]
Product Length	18.2 mm[.716 in]
Product Height	14.8 mm[.582 in]

Usage Conditions

Operating Temperature Range	-40 – 85 °C[-40 – 185 °F]
Environmental Category of Protection	RTIII
Environmental Ambient Temperature (Max)	85 °C[185 °F]

Operation/Application

Current Type	DC
--------------	----



Coil Magnetic System

Monostable

Packaging Features

Packaging Method	Tray/Box
------------------	----------

Other

Coil Power Rating Class	.45 W
Contact Current Class	16 A
Environmental Ambient Temperature Class	70 – 85 °C
Height Class (Mechanical)	14 – 15 mm
Length Class (Mechanical)	16 – 20 mm
Width Class (Mechanical)	10 – 12 mm

Product Compliance

For compliance documentation, visit the product page on TE.com>

EU RoHS Directive 2011/65/EU	Compliant
EU ELV Directive 2000/53/EC	Compliant
China RoHS 2 Directive MIIT Order No 32, 2016	No Restricted Materials Above Threshold
EU REACH Regulation (EC) No. 1907/2006	Current ECHA Candidate List: JAN 2025 (247) Candidate List Declared Against: JUNE 2024 (241) Does not contain REACH SVHC
Halogen Content	Not Low Halogen - contains Br or Cl > 900 ppm.
Solder Process Capability	Wave solder capable to 265°C

Product Compliance Disclaimer


This information is provided based on reasonable inquiry of our suppliers and represents our current actual knowledge based on the information they provided. This information is subject to change. The part numbers that TE has identified as EU RoHS compliant have a maximum concentration of 0.1% by weight in homogenous materials for lead, hexavalent chromium, mercury, PBB, PBDE, DBP, BBP, DEHP, DIBP, and 0.01% for cadmium, or qualify for an exemption to these limits as defined in the Annexes of Directive 2011/65/EU (RoHS2). Finished electrical and electronic equipment products will be CE marked as required by Directive 2011/65/EU. Components may not be CE marked. Additionally, the part numbers that TE has identified as EU ELV compliant have a maximum concentration of 0.1% by weight in homogenous materials for lead, hexavalent chromium, and mercury, and 0.01% for cadmium, or qualify for an exemption to these limits as defined in the Annexes of Directive 2000/53/EC (ELV). Regarding the REACH Regulation, the information TE provides on SVHC in articles for this part number is based on the latest European Chemicals Agency (ECHA) ‘Guidance on requirements for substances in articles’ posted at this URL: <https://echa.europa.eu/guidance-documents/guidance-on-reach>

Compatible Parts



TE Part # 2071556-1
[OJS-SS-112HEF,00000](#)

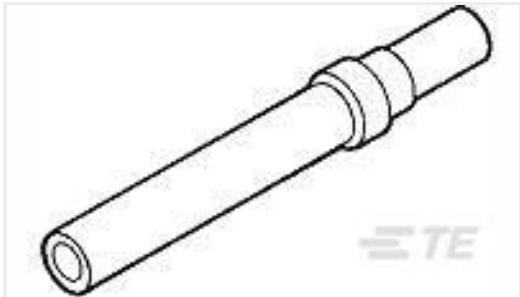
Customers Also Bought




TE Part #281786-6
[PLUG HE14 IDC 180 6 P AWG 28-26](#)




TE Part #CAT-OE4-OJ1
[STD OEG Miniature PCB OJ/OJE Pow Relays](#)



TE Part #205090-2
[SKT CONT ASSY,SZ 20,AMPLIMITE](#)



TE Part #1-281695-2
[HEADER HE14 STRAIGHT 12 P](#)




TE Part #1-281838-2
[HOUSING HE13 HE14 COSI 12 P](#)



TE Part #2-1622796-8
[YR1 0.1% 475R](#)



TE Part #204508-1
[RECEPT ASSY,78 POSN,AMPLIMITE](#)



TE Part #1-2071448-4
[ORWH-SH-124HM3F,000](#)

Documents

CAD Files

3D PDF

3D

Customer View Model

[ENG_CVM_CVM_2071556-3_A.2d_dxf.zip](#)

English

Customer View Model

[ENG_CVM_CVM_2071556-3_A.3d_igs.zip](#)

English

Customer View Model

[ENG_CVM_CVM_2071556-3_A.3d_stp.zip](#)

English

By downloading the CAD file I accept and agree to the [Terms and Conditions](#) of use.

Datasheets & Catalog Pages

[OJS_10A/16A.STD](#)

English



OJS Power Miniature PCB 10A / 16A Relays

English

Product Specifications

Definitions General Purpose Relays

English

Agency Approvals

UL

English