




Connectors > PCB Connectors > Backplane Connectors > High Speed Backplane Connectors >

Backplane Connector: PCB Mount Receptacle, 120 position



Number of Positions: 60
Row-to-Row Spacing: 1.6 mm [.06 in]
Mating Alignment: Without
Number of Rows: 6
Number of Columns: 10

[All Backplane Connector: PCB Mount Receptacle, 120 position \(30\)](#)

Features

Product Type Features

Connector & Contact Terminates To	Printed Circuit Board
Connector System	Board-to-Board
PCB Connector Type	PCB Mount Receptacle
Shroud Style	Unshrouded

Configuration Features

Backplane Architecture	Traditional Backplane
Number of Positions	60
Number of Rows	6
Number of Columns	10
PCB Mount Orientation	Vertical
Guide Location	Center

Contact Features



Contact Current Rating (Max)	1.5 A
------------------------------	-------

Mechanical Attachment

Mating Alignment	Without
Connector Mounting Type	Panel Mount

Housing Features

Number of Shrouded Sides	0
Centerline (Pitch)	.08 mm[1.9 in]

Dimensions

Row-to-Row Spacing	1.6 mm[.06 in]
--------------------	----------------

Usage Conditions

Operating Temperature Range	-65 – 125 °C[-85 – 257 °F]
-----------------------------	----------------------------

Operation/Application

Circuit Application	Signal
---------------------	--------

Product Compliance

For compliance documentation, visit the product page on TE.com>

EU RoHS Directive 2011/65/EU	Compliant
EU ELV Directive 2000/53/EC	Compliant
China RoHS 2 Directive MIIT Order No 32, 2016	No Restricted Materials Above Threshold
EU REACH Regulation (EC) No. 1907/2006	Current ECHA Candidate List: JAN 2025 (247) Candidate List Declared Against: JAN 2025 (247) Does not contain REACH SVHC
Halogen Content	Low Halogen - Br, Cl, F, I < 900 ppm per homogenous material. Also BFR/CFR/PVC Free
Solder Process Capability	Not applicable for solder process capability


Product Compliance Disclaimer

This information is provided based on reasonable inquiry of our suppliers and represents our current actual knowledge based on the information they provided. This information is subject to change. The part numbers that TE has identified as EU RoHS compliant have a maximum concentration of 0.1% by weight in homogenous materials for lead, hexavalent chromium, mercury, PBB, PBDE, DBP, BBP, DEHP, DIBP, and 0.01% for cadmium, or qualify for an exemption to these limits as defined in the Annexes of Directive 2011/65/EU (RoHS2). Finished electrical and electronic equipment products will be CE marked as required by Directive 2011/65/EU. Components may not be CE marked. Additionally, the part numbers that TE has identified as EU ELV compliant have a maximum concentration of 0.1% by weight in homogenous materials for lead, hexavalent chromium, and mercury, and 0.01% for cadmium, or qualify for an exemption to these limits as defined in the Annexes of Directive 2000/53/EC (ELV). Regarding the REACH Regulation, the information TE provides




on SVHC in articles for this part number is based on the latest European Chemicals Agency (ECHA) ‘Guidance on requirements for substances in articles’ posted at this URL: <https://echa.europa.eu/guidance-documents/guidance-on-reach>


Customers Also Bought




TE Part #1-1617146-1
JMGACD-26LW = M39016/18-042L



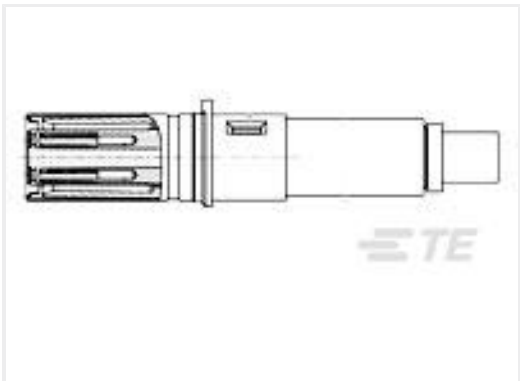
TE Part #3-1393159-5
20C249=SPRING,HOLD-DOWN,R10,.0




TE Part #7-1393116-2
KUMP-11D18-24=KU-




TE Part #7-1625999-5
HSC100 8R0 5%




TE Part #1445693-4
BACC47GB1 - SCKT CONTACT,
QUADRAX,SZ8,RR




TE Part #6450863-5
MBXLE VERT RCPT 7ACP




TE Part #E99092-000
B-155-05-35-22-5



TE Part #SP1-12
STRING POT 12.5 INCH RANGE



TE Part #532434-5
HDI RECP ASSY 4 ROW 160 POS



TE Part #4-1393143-1
27E446=SOCKET,R10,2POLE,FLG-
MNT,SOLDER

Documents

Product Drawings
Fortis Zd 2Pr 10Col Vert End Mod Assy
English

CAD Files
3D PDF
3D
Customer View Model
ENG_CVM_CVM_2102092-2_C.2d_dxf.zip
English
Customer View Model
ENG_CVM_CVM_2102092-2_C.3d_igs.zip
English



Customer View Model

[ENG_CVM_CVM_2102092-2_C.3d_stp.zip](#)

English

By downloading the CAD file I accept and agree to the [Terms and Conditions](#) of use.

Datasheets & Catalog Pages

[Fortis Zd LRM](#)

English

Product Specifications

[Application Specification](#)

English