



Connectors > Lighting Connectors > Poke-In Connectors



Connector System: **Wire-to-Board**  
Number of Positions: **3**  
Centerline (Pitch): **.16 mm [ 4 in ]**  
Connector & Contact Terminates To: **Printed Circuit Board**  
Connector Height: **.23 mm [ 5.8 in ]**

Features

Product Type Features

|                                   |                       |
|-----------------------------------|-----------------------|
| Connector System                  | Wire-to-Board         |
| Connector & Contact Terminates To | Printed Circuit Board |

Configuration Features

|                     |   |
|---------------------|---|
| Number of Positions | 3 |
|---------------------|---|

Contact Features

|                              |       |
|------------------------------|-------|
| Contact Current Rating (Max) | 8.5 A |
|------------------------------|-------|

Termination Features

|                           |               |
|---------------------------|---------------|
| Termination Method to PCB | Surface Mount |
|---------------------------|---------------|

Mechanical Attachment

|                         |             |
|-------------------------|-------------|
| Connector Mounting Type | Board Mount |
|-------------------------|-------------|

Housing Features

|                    |              |
|--------------------|--------------|
| Centerline (Pitch) | .16 mm[4 in] |
|--------------------|--------------|

Dimensions



|                  |                |
|------------------|----------------|
| Connector Height | .23 mm[5.8 in] |
| Wire Size        | 18 – 16 AWG    |

Usage Conditions

|                             |                            |
|-----------------------------|----------------------------|
| Operating Temperature Range | -40 – 105 °C[-40 – 221 °F] |
|-----------------------------|----------------------------|

Operation/Application

|                     |       |
|---------------------|-------|
| Circuit Application | Power |
|---------------------|-------|

Product Compliance

For compliance documentation, visit the product page on [TE.com](#)>

|   |   |
|---|---|
| EU RoHS Directive 2011/65/EU                  | Compliant   |
| EU ELV Directive 2000/53/EC                   | Compliant   |
| China RoHS 2 Directive MIIT Order No 32, 2016 | No Restricted Materials Above Threshold   |
| EU REACH Regulation (EC) No. 1907/2006        | Current ECHA Candidate List: JAN 2025 (247)<br>Candidate List Declared Against: JAN 2025 (247)<br>Does not contain REACH SVHC |
| Halogen Content                               | Low Halogen - Br, Cl, F, I < 900 ppm per homogenous material. Also BFR/CFR/PVC Free   |
| Solder Process Capability                     | Reflow solder capable to 245°C  |

Product Compliance Disclaimer

This information is provided based on reasonable inquiry of our suppliers and represents our current actual knowledge based on the information they provided. This information is subject to change. The part numbers that TE has identified as EU RoHS compliant have a maximum concentration of 0.1% by weight in homogenous materials for lead, hexavalent chromium, mercury, PBB, PBDE, DBP, BBP, DEHP, DIBP, and 0.01% for cadmium, or qualify for an exemption to these limits as defined in the Annexes of Directive 2011/65/EU (RoHS2). Finished electrical and electronic equipment products will be CE marked as required by Directive 2011/65/EU. Components may not be CE marked. Additionally, the part numbers that TE has identified as EU ELV compliant have a maximum concentration of 0.1% by weight in homogenous materials for lead, hexavalent chromium, and mercury, and 0.01% for cadmium, or qualify for an exemption to these limits as defined in the Annexes of Directive 2000/53/EC (ELV). Regarding the REACH Regulation, the information TE provides on SVHC in articles for this part number is based on the latest European Chemicals Agency (ECHA) ‘Guidance on requirements for substances in articles’ posted at this URL: <https://echa.europa.eu/guidance-documents/guidance-on-reach>

Compatible Parts



TE Part # 2106431-3  
Connector, SMT-IDC PASS THRU, 3  
POS, 18




TE Part # 4-2106003-3  
Connector, SMT-IDC, 3 pos, 18AWG,  
black

Also in the Series | Insulation Displacement Connectors Closed End




Ballast Connectors(16)



Board-In Connectors(9)



PCB Headers & Receptacles(1)



Poke-In Connectors(66)

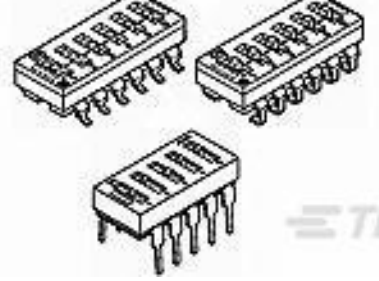


Rectangular Power Connectors(1)



Wire-to-Board Headers & Receptacles  
(1)

Customers Also Bought



TE Part #1825360-4  
ADE06A04=6 POS DIP SWITCH



TE Part #2112299-1  
PROTECTION CAP, FOR REC.HSG GR



TE Part #2106003-1  
Connector, SMT-IDC, 1 POS, 18 AWG



TE Part #NB20274001  
VERSAFIT-3/16-0-SP



TE Part #2106003-4  
Connector, SMT-IDC, 4 POS, 18 AWG



Documents

Product Drawings

Connector, SMT-IDC, 3 position, 18AWG

English

CAD Files

3D PDF

3D

Customer View Model

ENG\_CVM\_CVM\_2106003-3\_B.2d\_dxf.zip

English

Customer View Model

ENG\_CVM\_CVM\_2106003-3\_B.3d\_igs.zip

English

Customer View Model

ENG\_CVM\_CVM\_2106003-3\_B.3d\_stp.zip

English

By downloading the CAD file I accept and agree to the [Terms and Conditions](#) of use.

Datasheets & Catalog Pages

IDC\_SSL\_CONNECTOR

English

Product Specifications

Application Specification

English

Agency Approvals

Agency Approval Document

English